

STEM OPT APPLICATION SAMPLE

Online application to USCIS

*VISA & IMMIGRATION SERVICE
ADVISING*



OLD DOMINION
UNIVERSITY

October 2021

STEM OPT APPLICATION CHECKLIST

1. Create a USCIS Online account at uscis.gov
2. Complete STEM OPT request form & responsibilities page
3. Completed a DRAFT online I-765 form (See slide 23)
4. Attach the following documents:
 - Copies of passport ID page and F-1 visa stamp
 - I-94 arrival record print-out
 - **A copy OPT I-20 received from us and signed with a wet ink. You will receive this I-20 after we review your OPT application.**
 - JPEG, JPG, or PNG file of a 2 inches by 2 photo taken within 30 days of filing your application.

The photos must be in color with full face, frontal view on a white to off-white background. Your head must be bare unless you are wearing headwear as required by a religious order of which you are member.

- A copy of OPT EAD card
- Copies of CPT and OPT I-20s (if applicable)
- You will be redirected to pay.gov to make a payment of \$410



STEM OPT Request Form

Enter your employment info

EIN Number and E-Verify Number are **REQUIRED**
Ask your employer for these numbers

The **EIN number** (employer identification number) is a **nine (9) digit number** assigned by the IRS.
The **E-Verify** number is **4-7 digit number** assigned by USCIS.

SIGN & DATE HERE 

REQUEST FOR STEM OPT	
Personal Information	
Name _____	UIN _____
ODU E-Mail _____ @odu.edu	Phone _____
Major _____	SEVIS ID# N _____
Current Address _____	
Employer Information	
Company Name _____	STEM OPT Dates _____
Address (Where Do You Report To Work?) _____	
Supervisor's Name _____	Supervisor's Phone _____
Supervisor's E-Mail _____	Your Job Title _____
Employer's ID Number (EIN) ____ - _____	Employer's E-Verify Number _____
NOTE: The EIN number (employer identification number) is a nine (9) digit number assigned by the IRS. The E-Verify number is 4-7 digit number assigned by USCIS.	
Do you currently work for this employer? If YES, have you submitted this employer's information via VISA's OPT Employment Update form ? <input type="radio"/> Yes <input type="radio"/> No	
<ul style="list-style-type: none"><input type="radio"/> If my STEM OPT is approved, I understand that I am responsible for maintaining my F1 status.<input type="radio"/> I will continue to make appropriate and timely address and employment updates to VISA every SIX months and/or within FIVE days when there are any changes in my employment.<input type="radio"/> I certify that I will check my ODU email and read emails sent from the VISA office.<input type="radio"/> I understand that USCIS must receive my application before the end of my OPT EAD card and the that VISA office's processing time is up to 10 business days.	
Signature _____	Date _____



OPT Responsibilities Form

All applicants for STEM OPT must ensure they have met all Immigration-mandated responsibilities to be sure they have maintained their visa status while on Regular OPT. This form will help you be aware of what you must do once you've been recommended for STEM OPT by VISA. This form is to be submitted with your STEM OPT application. Any changes to the following policies and regulations will be announced on the ISSlist-I listserv—to which all students on ODU I-20s must belong—and/or placed on the STEM OPT page.

While on STEM OPT (24-month authorization), I understand that:

- UPDATES:** I will notify VISA of any biographical updates while I am on OPT (e.g. name change, address changes, change of status etc.) via the proper forms.
- TRAVEL:** I understand that travel outside the U.S. while my STEM OPT application is being processed by USCIS is strongly discouraged.
- OPT EMPLOYMENT UPDATES:** I will submit the OPT Employment Update form to VISA every six months AND if there are any changes in my employment.
- I-983 Form:** I will submit 12th month evaluation part of I-983 within 30 days of completing my 1 year of STEM OPT and 24th month evaluation part of I-983 form within 30 days for finishing my STEM OPT.
- EMPLOYMENT:** I can work anywhere in the US, as long as my work is directly related to my major, is a minimum of 20 hours per week per employer, and the employer participates in E-Verify. If I change my job or become unemployed, I understand that I must notify VISA via the OPT Employment Update Form.
- UNEMPLOYMENT:** Between Regular and STEM OPT, I have a total of 150 days of unemployment.
- CLASS REGISTRATION:** I can register for one or two classes per semester for recreational or professional development reasons while on STEM OPT but only as a **nondegree** student.
- INSURANCE:** Having health insurance is **STRONGLY** recommended when I am on STEM OPT and that I am still eligible for the ODU health insurance.
- SEVIS TRANSFER:** My STEM OPT will be terminated once my SEVIS record is transferred from ODU to another school and/or if an I-20 issued for me to begin another program. I will communicate with the international student advisor issuing my I-20 to coordinate the issuance date.
- POLICY UPDATES:** This responsibilities form is valid for current VISA policies and USCIS regulations. I will follow any regulatory updates, which will be announced on the VISA site and/or via the ISSlist.
- ODU EMAIL:** I understand that I may be contacted for additional information about my employer and will check student email account regularly.

I have read and agree to follow these regulations.

Student Name (Print) & UIN

Student Signature

Date

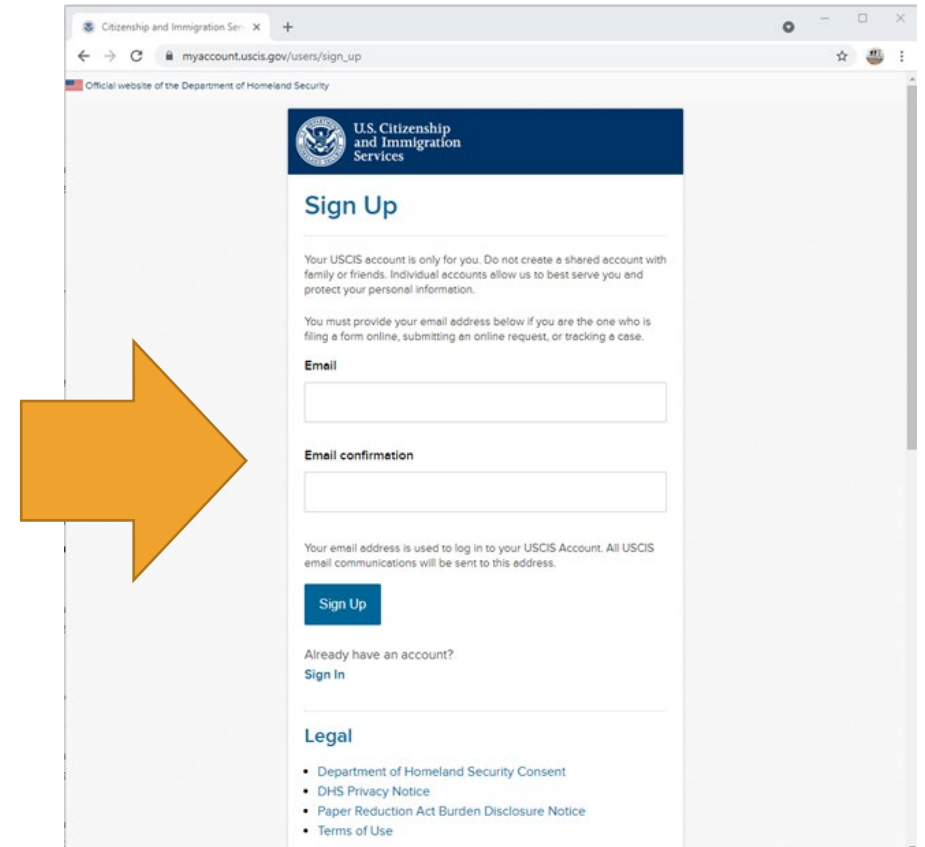
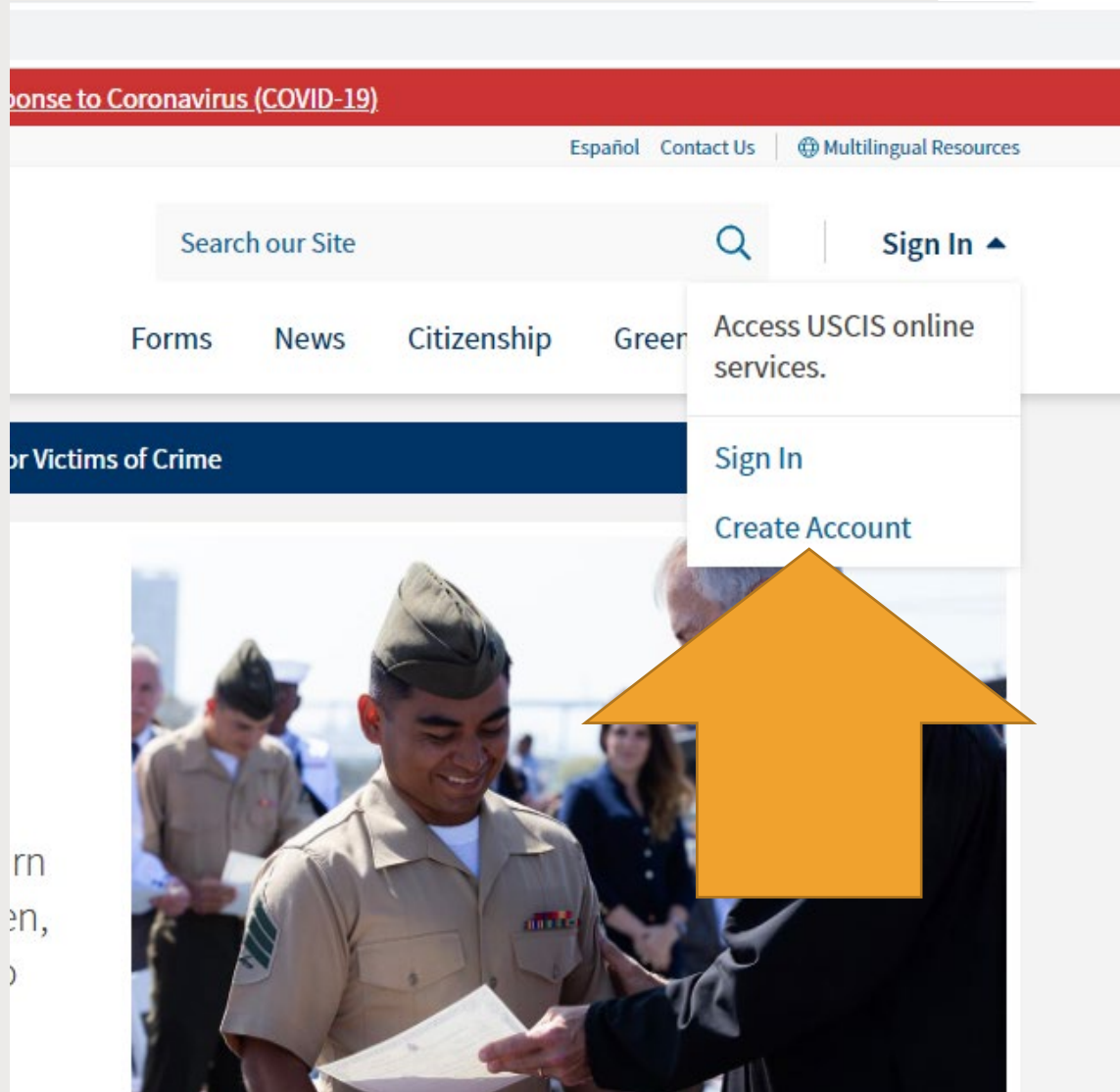
Visa & Immigration Service Advising

instlstu@odu.edu

**CAREFULLY READ AND
SIGN THE
RESPONSIBILITIES FORM**



Create your account at USCIS.GOV



Create your account

myaccount.uscis.gov/dashboard

Official website of the Department of Homeland Security

U.S. Citizenship and Immigration Services

You have successfully created your secret questions.

Welcome to your USCIS Account

Select what you want to do

- Edit My Profile**
Editing your profile includes email, password, phone number, security questions, two-step verification and backup code.
- myUSCIS**
Apply for immigration benefits, find forms and resources to assist in preparation for naturalization, and search for doctors in your local community.
- FIRST**
Submit, manage and receive Freedom of Information Act (FOIA) requests.
- myE-Verify**
Confirm your records for employment eligibility, track E-Verify or Self-Check case status, and protect your identity by locking your Social Security

Official website of the Department of Homeland Security

U.S. Citizenship and Immigration Services

Account Type

Select an account type:

- I am an applicant, petitioner, or requestor.
 - USCIS only offers certain benefit types for online filing. Please refer to uscis.gov for further guidance.
 - You cannot file an H-1B Petition with this account type.
- I am a Legal Representative.
 - I am an attorney eligible to practice law in the United States.
 - I am an accredited representative of a qualified organization that is recognized by the Department of Justice in accordance with 8 CFR part 1292.

Submit

Official website of the Department of Homeland Security

U.S. Citizenship and Immigration Services

My Account

My Account Resources Sign Out

Welcome To Your USCIS Account

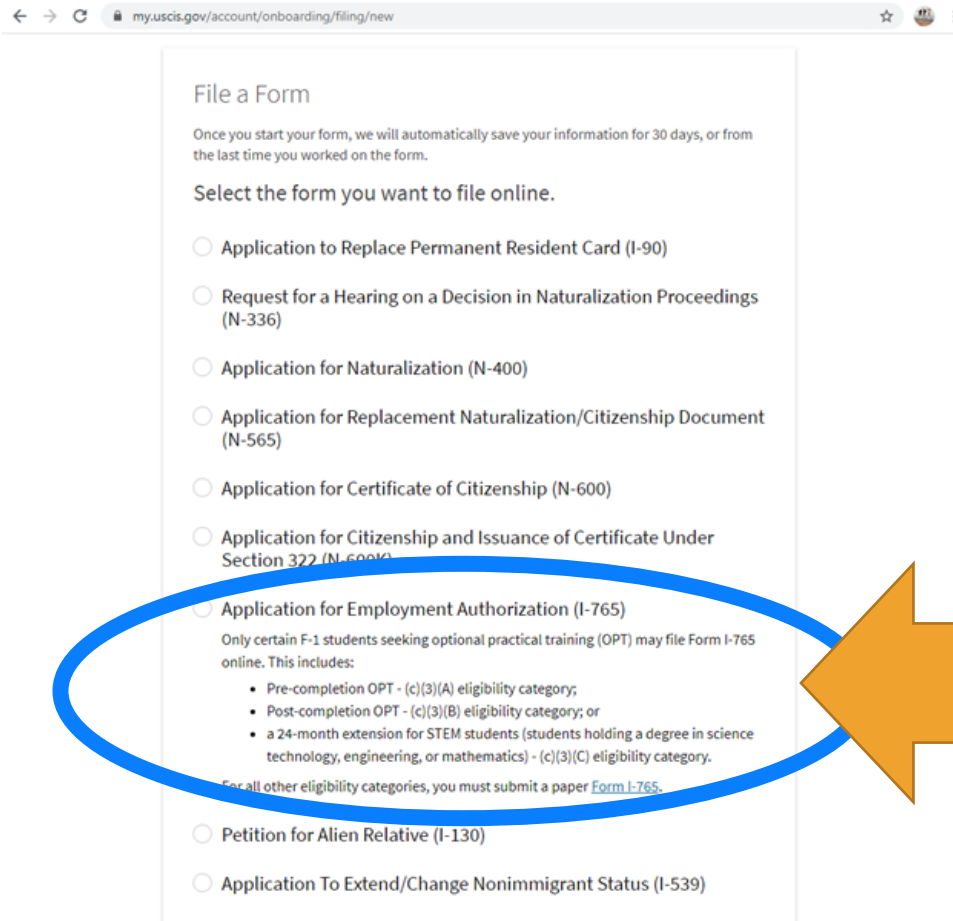
Select What You Want To Do

- Add a paper-filed case**
View your case status and case history by adding your case to your account.
- File a form online**
Start a new form, upload evidence, and pay and submit online.
- Enter a representative passcode**
Review and sign forms prepared for you by your attorney or representative.
- Verify your identity**
Answer questions about your immigration history to verify your personal identity.

U.S. Citizenship and Immigration Services



Online I-765 Form – STEM OPT



File a Form

Once you start your form, we will automatically save your information for 30 days, or from the last time you worked on the form.

Select the form you want to file online.

- Application to Replace Permanent Resident Card (I-90)
- Request for a Hearing on a Decision in Naturalization Proceedings (N-336)
- Application for Naturalization (N-400)
- Application for Replacement Naturalization/Citizenship Document (N-565)
- Application for Certificate of Citizenship (N-600)
- Application for Citizenship and Issuance of Certificate Under Section 322 (N-600A)
- Application for Employment Authorization (I-765)**
 - Only certain F-1 students seeking optional practical training (OPT) may file Form I-765 online. This includes:
 - Pre-completion OPT - (c)(3)(A) eligibility category;
 - Post-completion OPT - (c)(3)(B) eligibility category; or
 - a 24-month extension for STEM students (students holding a degree in science technology, engineering, or mathematics) - (c)(3)(C) eligibility category.
 - For all other eligibility categories, you must submit a paper [Form I-765](#).
- Petition for Alien Relative (I-130)
- Application To Extend/Change Nonimmigrant Status (I-539)

Your application will auto save a draft as you go through. BUT the draft will delete if you do not have any updates within 30 days.



Online I-765 Form – STEM OPT



U.S. Citizenship
and Immigration
Services

My Account ▾

Resources ▾

Sign Out

I-765, Application for
Employment Authorization

Getting Started ^

Basis of eligibility

Reason for applying

Preparer and interpreter
information

About You ▾

Evidence ▾

Additional Information ▾

Review and Submit ▾

What is your eligibility category?

⚠ You can file your request online only for certain eligibility categories

If your eligibility category does not appear on the drop-down list, you must file a paper [Form I-765](#). If you submit online and are not eligible for one of the listed categories, your application may be denied.

- c(3)(A) Student Pre-Completion OPT
- c(3)(B) Student Post-Completion OPT
- c(3)(C) STEM Extension

Back

Next

IMPORTANT!!!
C(3)(B) FOR REGULAR
OPT
C(3)(C) FOR STEM
OPT



Online I-765 Form – STEM OPT

(c)(3)(C) STEM Extension

required

What is your degree?

For example:
MS in Computer Science
PhD in Eng. Mgmt.

required

What is your employer's name as listed in E-Verify?

Your employer had to be E-Verified. It is 4-7digit number assigned by USCIS


required

What is your employer's E-Verify company identification number or a valid E-Verify client company identification number?



Online I-765 Form – STEM OPT

Official website of the Department of Homeland Security [Here's how you know](#)

 U.S. Citizenship and Immigration Services

My Account ▾ Resources ▾ Sign Out

I-765, Application for Employment Authorization

Getting Started ^

- Basis of eligibility
- Reason for applying**
- Preparer and interpreter information

About You ▾

Evidence ▾

Additional Information ▾

Review and Submit ▾

What is your reason for applying?

- Initial permission to accept employment
- Replacement of lost, stolen, or damaged employment authorization document or correction of my employment authorization document NOT DUE to US Citizenship and Immigration Services error
- Renewal of permission to accept employment


Have you previously filed Form I-765?

- Yes
- No

Back Next



STEM OPT students: Select "YES"



Online I-765 Form – STEM OPT



My Account ▾ Resources ▾ Sign Out

I-765, Application for
Employment Authorization

Getting Started ^

Select "No"

Information

About You ▾

Evidence ▾

Additional Information ▾

Review and Submit ▾

Is someone assisting you with completing this application?

Yes

No

Back

Next



Online I-765 Form – STEM OPT

I-765, Application for Employment Authorization

Getting Started ▾

About You ▲

- Your name
- Your contact information
- Describe yourself
- When and where you were born
- Your immigration information
- Other information

Evidence ▾

Additional Information ▾

Additional Information ▾

What is your current legal name?

Your current legal name is the name on your birth certificate, unless it changed after birth by a legal action such as marriage or court order. Do not provide any nicknames here.

Given name (first name) **Middle name**

First Name

Family name (last name)

LAST NAME

Have you used any other names since birth?

Other names used may include nicknames, aliases and maiden names.

Yes


No


Select "Yes" if you used other names in any other legal documents.



Online I-765 Form – STEM OPT

I-765, Application for Employment Authorization

Getting Started 

About You 

Your name


Your contact information


Describe yourself


When and where you were born

Your immigration information

Other information

Evidence 

Additional Information 

Review and Submit 

What is your current legal name?
Your current legal name is the name on your birth certificate, unless it changed after birth by a legal action such as marriage or court order. Do not provide any nicknames here.

Given name (first name) **Middle name**

First Name

Family name (last name)

LAST NAME

Have you used any other names since birth?
Other names used may include nicknames, aliases and maiden names.

Yes

No

- Use name exactly as it is on your Passport
- Type Full Family Name
- Type Full Given Name



Select “Yes” if you used other names in any other legal documents.



Getting Started

About You

Your name

Your contact information

Describe yourself

When and where you were born

Your immigration information

Other information

Evidence

Additional Information

Review and Submit

How may we contact you?

Daytime telephone number

Mobile telephone number (if any)

This is the same as my daytime telephone number.

Email address

What is your current U.S. mailing address?

We will use your current mailing address to contact you throughout the application process. We may not be able to contact you if you do not provide a complete and valid address. Please provide a U.S. address only.

In care of name (if any)

Address line 1

Street number and name

Address line 2

Apartment, suite, unit, or floor

City or town

State

ZIP code

Is your current mailing address the same as your physical address?

Yes

No

Back

Next

If you don't have a US cell phone, leave it blank, it does not accept international numbers.

IMPORTANT!!! THIS IS THE ADDRESS TO WHICH YOUR EAD CARD WILL BE MAILED

Online I-765 Form – STEM OPT

I-765, Application for Employment Authorization

Getting Started ▾

About You ▲

- Your name
- Your contact information
- Describe yourself
- When and where you were born
- Your immigration information
- Other information

Evidence ▾

Additional Information ▾

Review and Submit ▾

What is your city, town, or village of birth?

What is your state or province of birth?

What is your country of birth?

What is your date of birth?

[Back](#) [Next](#)

I-765, Application for Employment Authorization

Getting Started ▾

About You ▲

- Your name
- Your contact information
- Describe yourself
- When and where you were born
- Your immigration information
- Other information

Evidence ▾

Additional Information ▾

Review and Submit ▾

What is your gender?

Male

Female

What is your marital status?

Single

Married

Divorced

Widowed

[Back](#) [Next](#)



Online I-765 Form – STEM OPT

I-765, Application for Employment Authorization

Getting Started

About You

- Your name
- Your contact information
- Describe yourself
- When and where you were born
- Your immigration information
- Other information

Evidence

What is your country of citizenship or nationality?

List all countries where you are currently a citizen or national.

+ Add country

What is your Form I-94 Arrival-Departure Record Number (if any)?

When did you last arrive in the United States?

List your arrival date, place of arrival, and status at arrival.

Date of arrival

Place of arrival

Status at last arrival

F1 - F1 - Student, Academic Or Language Program.

Retrieve I-94:
i94.cbp.dhs.gov
I-94 can be retrieved
within 5 years of entry

Name of the Port of
Entry city,
for example:
Washington DC,
Atlanta, New York

What is the passport number of your most recently issued passport?

What is your travel document number (if any)?

What is the expiration date of your passport or travel document?

What country issued your passport or travel document?

What is your current immigration status or category?

F1 - F1 - Student, Academic Or Language Program.

What is your Student and Exchange Visitor Information System (SEVIS) Number (if any)?

Use the "Additional Information" section to include all previously used SEVIS numbers.

Back Next

Your SEVIS # from
your current I-20

Getting Started

About You

Your name

Your contact information

Describe yourself

When and where you were born

Your immigration information

Other information

Evidence

Additional information

Review and Submit

What is your A-Number?

I do not have or know my A-Number.

A-

What is your USCIS Online Account Number?

Providing your unique USCIS Online Account Number (OAN) helps us manage your account. You may already have an OAN if you previously filed certain paper forms and received an Account Access Notice in the mail. You can find the OAN at the top of the notice; it is not the same as an A-Number.

I do not have or know my USCIS Online Account Number.

Has the Social Security Administration (SSA) ever officially issued a Social Security card to you?

Yes

No

Do you want the SSA to issue you a Social Security card?

Yes

No

Back

Next



If you've had an EAD card before, include the USCIS# written on the card here.



If you Select Yes - You'll be asked to include your SSN #

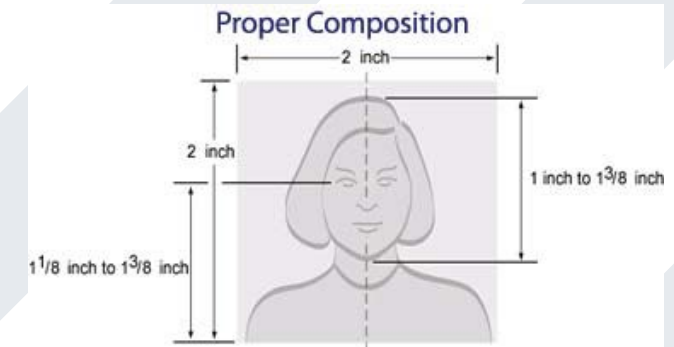
If you Select No, then we recommend you select Yes to the next question.

2x2 Photo Requirement

The screenshot shows the U.S. Citizenship and Immigration Services (USCIS) website interface. The top navigation bar includes the USCIS logo, the text "U.S. Citizenship and Immigration Services", and links for "My Account", "Resources", and "Sign Out". The main content area is titled "I-765, Application for Employment Authorization". On the left, a sidebar menu lists various steps: "Getting Started", "About You", "Evidence", "Additional Information", and "Review and Submit". The "Evidence" section is expanded, showing "2 x 2 photo of you" as the current step. The main content area for this step is titled "2 X 2 Photo Of You" and contains the following text: "Upload a recent color photograph of yourself that measures 2 inches by 2 inches, with your face measuring 1 inch to 1 3/8 inch from your chin to the top of your head. Your eyes should be between 1 1/8 inch and 1 3/8 inch from the bottom of the photo." Below this, it states: "Make sure your whole face is visible, you are facing the camera directly, and the background is white or off-white. Your head must be bare, unless contrary to your religious beliefs." It also provides a link to "photo composition tools" and a note: "Please note that we cannot approve your application without your photos." Underneath, the "File requirements" section lists: "Clear and readable", "Accepted file formats: JPG, JPEG, or PNG", "No encrypted or password-protected files", "If your documents are in a foreign language, upload a full English translation and the translator's certification with each original document.", "Accepted characters: English letters, numbers, spaces, periods, hyphens, underscores, and parentheses", and "Maximum size: 6MB per file". At the bottom of the main content area, there is a dashed box with the text "Choose or drop files here to upload" and two buttons labeled "Back" and "Next".

JPG, JPEG or PNG Only

- 2 identical color passport-style photographs taken recently
- white to off-white background, be printed on thin paper with a glossy finish
- Glasses are not allowed
- Directly facing camera with a neutral expression, eyes are clearly visible
- Head centered and sized between 1" and 1.4" (25 and 35 mm)



I-94 Arrival Record *

*If you changed your status in the US, please upload a copy of the approval notice from USCIS

The screenshot shows the 'I-94, Arrival And Departure Record' upload page. On the left is a navigation menu with options: 'Getting Started', 'About You', 'Evidence', 'Additional Information', and 'Review and Submit'. The 'Evidence' section is expanded, showing 'Form I-94' as the selected option. The main content area is titled 'I-94, Arrival And Departure Record' and includes instructions on what to upload (Form I-94, printout, or passport), how to obtain a replacement if needed, and file requirements (clear, readable, accepted formats, no encryption, English translation, character rules, and 6MB size limit). At the bottom, there is a 'Choose or drop files here to upload' area and 'Back' and 'Next' buttons.

- Retrieve I-94: i94.cbp.dhs.gov
- I-94 can be retrieved within 5 years of entry
- The electronic I-94 record is only one page
- The paper I-94 issued before May 2013 has front and back side

The screenshot shows the 'U.S. Customs and Border Protection' website's 'Admission (I-94) Number Retrieval' page. It features a search bar with 'I-94 FAQ' selected. Below the search bar, the 'Admission (I-94) Record Number' is 69000888062 and the 'Admit Until Date (MM/DD/YYYY)' is 10/10/2012. A table lists details provided on the admission form:

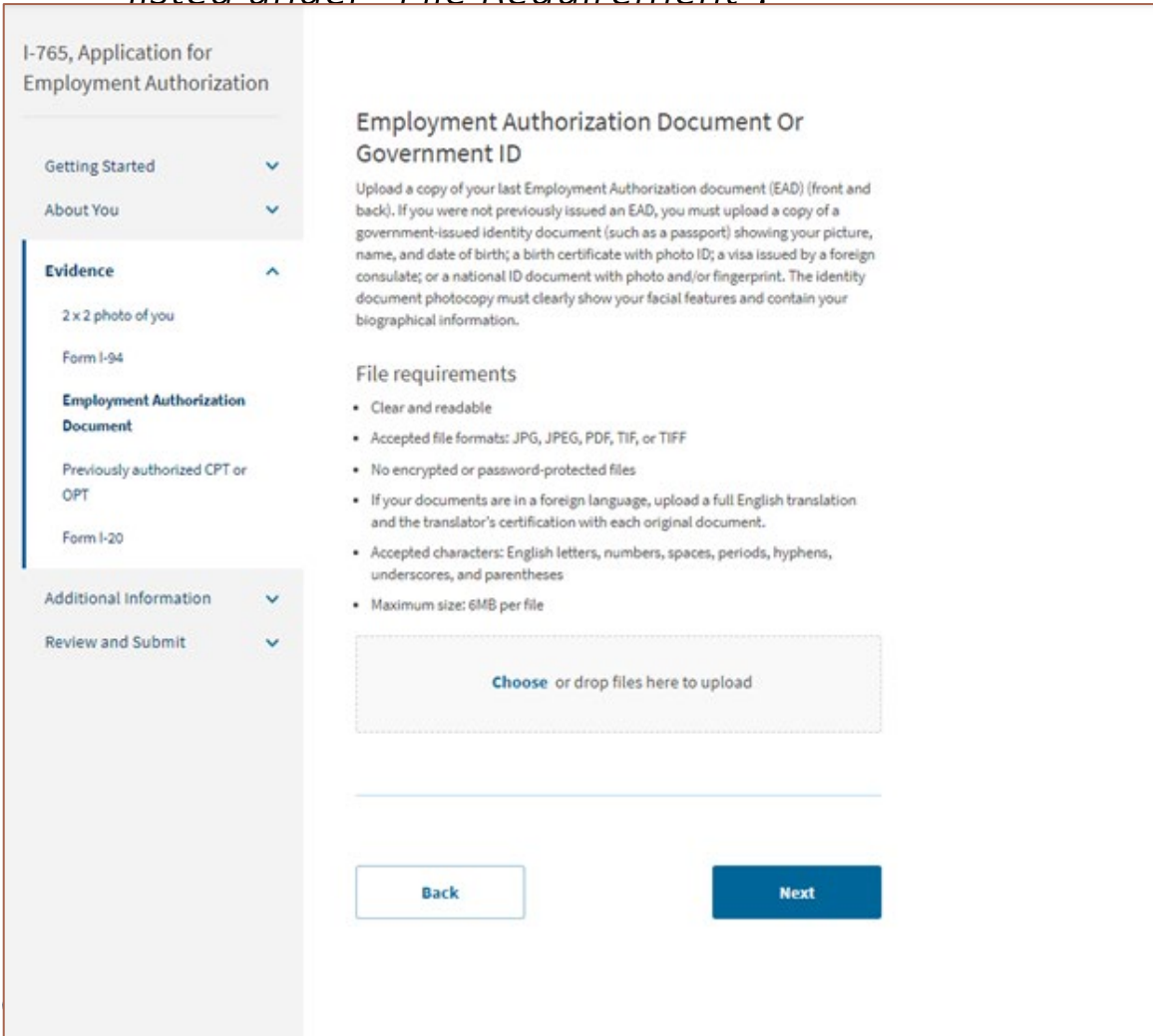
Family Name:	LI
First (Given) Name:	LYDIA
Birth Date (MM/DD/YYYY):	01/01/1990
Passport Number:	P123123213
Passport Country of Issuance:	Mexico
Date of Entry (MM/DD/YYYY):	04/11/2012
Class of Admission:	B1

The screenshot shows a paper I-94 Arrival Record. At the top, the 'Departure Number' is 813106b3b 11. The document is from the 'Department of Homeland Security' and is a 'CBP I-94A (11/04) Departure Record'. A circular stamp from the 'U.S. CUSTOMS AND BORDER PROTECTION' is dated '09/17/2007' with 'L1' and '12345' handwritten above it. The 'Family Name' is 'SAMPLE' and the 'First (Given) Name' is 'AHMET'. The 'Country of Citizenship' is 'PAKISTAN'. The 'Birth Date (Day, Mo, Yr)' is '22, 12, 50'. The record number is '20041122 US-VISIT 20050207 MULTIPLE'. At the bottom, it says 'See Other Side' and 'STAPLE HERE'.



Other Supporting Documents

Prepare to upload your saved docs, pay attention to type, size & naming requirements listed under “File Requirement”.



I-765, Application for Employment Authorization

Getting Started ▾

About You ▾

Evidence ▲

- 2 x 2 photo of you
- Form I-94
- Employment Authorization Document**
- Previously authorized CPT or OPT
- Form I-20

Additional Information ▾

Review and Submit ▾

Employment Authorization Document Or Government ID

Upload a copy of your last Employment Authorization document (EAD) (front and back). If you were not previously issued an EAD, you must upload a copy of a government-issued identity document (such as a passport) showing your picture, name, and date of birth; a birth certificate with photo ID; a visa issued by a foreign consulate; or a national ID document with photo and/or fingerprint. The identity document photocopy must clearly show your facial features and contain your biographical information.

File requirements

- Clear and readable
- Accepted file formats: JPG, JPEG, PDF, TIF, or TIFF
- No encrypted or password-protected files
- If your documents are in a foreign language, upload a full English translation and the translator's certification with each original document.
- Accepted characters: English letters, numbers, spaces, periods, hyphens, underscores, and parentheses
- Maximum size: 6MB per file

[Choose](#) or drop files here to upload

[Back](#) [Next](#)

Documents to upload in this section:

- Passport Biographical Page
- Visa stamp page
- EAD card (if you received one before)

I-20 copies

Prepare to upload your saved docs, pay attention to type, size & naming requirements listed under “File Requirement”.

I-765, Application for Employment Authorization

Getting Started ▾

About You ▾

Evidence ▲

2 x 2 photo of you

Form I-94

Employment Authorization Document

Previously authorized CPT or OPT

Form I-20

Additional Information ▾

Review and Submit ▾

Previously Authorized CPT Or OPT

Upload evidence of any previously authorized CPT or OPT and the academic level at which it was authorized.

File requirements

- Clear and readable
- Accepted file formats: JPG, JPEG, PDF, TIF, or TIFF
- No encrypted or password-protected files
- If your documents are in a foreign language, upload a full English translation and the translator's certification with each original document.
- Accepted characters: English letters, numbers, spaces, periods, hyphens, underscores, and parentheses
- Maximum size: 6MB per file

[Choose](#) or drop files here to upload

[Back](#) [Next](#)

- Make sure to include all previous CPT I- 20's.
- Upload any previous OPT I-20.



OPT I-20

I-765, Application for Employment Authorization

Getting Started

About You

Evidence

2 x 2 photo of you

Form I-94

Employment Authorization Document

Previously authorized CPT or OPT

Form I-20

Additional Information

Review and Submit

I-20, Certificate Of Eligibility For Nonimmigrant Student Status

Upload a copy of the Form I-20, Certificate of Eligibility for Nonimmigrant Student Status endorsed by the Designated School Official (DSO). For the (c)(3)(B) eligibility category, your DSO must have entered the recommendation for OPT into your SEVIS record within 30 days of you submitting Form I-765. If you fail to do so, we will deny your OPT request. For the (c)(3)(C) eligibility category, the Form I-20 must have been endorsed by the DSO within 60 days of submitting Form I-765.

File requirements

- Clear and readable
- Accepted file formats: JPG, JPEG, PDF, TIF, or TIFF
- No encrypted or password-protected files
- If your documents are in a foreign language, upload a full English translation and the translator's certification with each original document.
- Accepted characters: English letters, numbers, spaces, periods, hyphens, underscores, and parentheses
- Maximum size: 6MB per file

[Choose](#) or drop files here to upload

Back

Next

Upload your New OPT Request I-20 in this section. Please ensure that the OPT /STEM OPT requested dates are correct on page 2 of the OPT I-20

You CANNOT submit OPT application to USCIS without an OPT I-20 from our office

Application Submission to USCIS

- Review your entire I-20 but especially OPT information on the second page of the new I-20. Should there be any errors, VISA must be notified immediately.
- OPT Endorsement on I-20

EMPLOYMENT AUTHORIZATIONS

TYPE	FULL/PART-TIME	STATUS	START DATE	END DATE
POST-COMPLETION OPT	FULL TIME	REQUESTED	02 SEPTEMBER 2021	01 SEPTEMBER 2022

- STEM OPT Endorsement on I-20

EMPLOYMENT AUTHORIZATIONS

TYPE	FULL/PART-TIME	STATUS	START DATE	END DATE
POST-COMPLETION OPT	FULL TIME	APPROVED	01 JULY 2020	30 JUNE 2021
STEM OPT	FULL TIME	REQUESTED	01 JULY 2021	30 JUNE 2023

- Remember, your application must be submitted to USCIS no later than:
 - 30 days after your I-20 has been issued OR
 - before your 60-day grace period end date OR
 - Regular OPT EAD card end date (for STEM OPT)



Proof of Enrollment | Proof of Enrollment | Institution Accreditation


SKIP



Upload your Transcript
and Diploma



SKIP



I-765, Application for Employment Authorization

Proof Of Enrollment

Upload evidence of having been lawfully enrolled on a full-time basis for one full academic year at a college, university, conservatory, or seminary approved by the U.S. Immigration and Customs Enforcement (ICE) Student and Exchange Visitor Program (SEVP) for attendance by F-1 foreign students.

File requirements

- Clear and readable
- Accepted file formats: JPG, JPEG, PDF, TIF, or TIFF
- No encrypted or password-protected files
- If your documents are in a foreign language, upload a full English translation and the translator's certification with each original document.
- Accepted characters: English letters, numbers, spaces, periods, hyphens, underscores, and parentheses
- Maximum size: 6MB per file

Choose or drop files here to upload

Back

Next

I-765, Application for Employment Authorization

College Degree

Upload evidence the degree that is the basis for the STEM OPT extension is in one of the degree programs currently listed on the [STEM Designated Degree Program List](#) or a copy of your prior STEM degree.

File requirements

- Clear and readable
- Accepted file formats: JPG, JPEG, PDF, TIF, or TIFF
- No encrypted or password-protected files
- If your documents are in a foreign language, upload a full English translation and the translator's certification with each original document.
- Accepted characters: English letters, numbers, spaces, periods, hyphens, underscores, and parentheses
- Maximum size: 6MB per file

Choose or drop files here to upload

Back

Next

I-765, Application for Employment Authorization

Institution Accreditation

Upload evidence that the institution that granted your STEM degree is currently accredited by the U.S. Department of Education and certified by the Student Exchange and Visitor Program (SEVP), if this STEM OPT extension is based on a previously earned STEM degree.

File requirements

- Clear and readable
- Accepted file formats: JPG, JPEG, PDF, TIF, or TIFF
- No encrypted or password-protected files
- If your documents are in a foreign language, upload a full English translation and the translator's certification with each original document.
- Accepted characters: English letters, numbers, spaces, periods, hyphens, underscores, and parentheses
- Maximum size: 6MB per file

Choose or drop files here to upload

Back

Next

Additional Information

Official website of the Department of Homeland Security [Here's how you know](#) ▾



U.S. Citizenship
and Immigration
Services

My Account ▾ Resources ▾ | Sign Out

I-765, Application for
Employment Authorization

Getting Started ▾

About You ▾

Evidence ▾

Additional Information ^

Additional information

Review and Submit ▾

Additional Information

If you need to provide any additional information for any of your answers to the questions in this form, enter it into the space below. You should include the questions that you are referencing.

If you do not need to provide any additional information, you may leave this section blank.

+ Add a response

Back

Next

You can submit additional information in this section. Such as:

- Changed status to F1 in the US. Date of approval and previous visa status
- Have had a different SEVIS number before



I-765, Application for Employment Authorization

- Getting Started
- About You
- Evidence
- Additional Information
- Review and Submit**
- Review your application
- Your application summary
- Your statement

Review the I-765 form information

[Print](#)

Here is a summary of all the information you provided in your application.

Make sure you have provided responses for everything that applies to you before you submit your application. You can edit your responses by clicking on each application section using the site navigation.

We also prepared a draft case for you.

[View draft snapshot](#)

Getting Started

Basis of eligibility

What is your eligibility category? c(3)(B) Student Post-Completion OPT

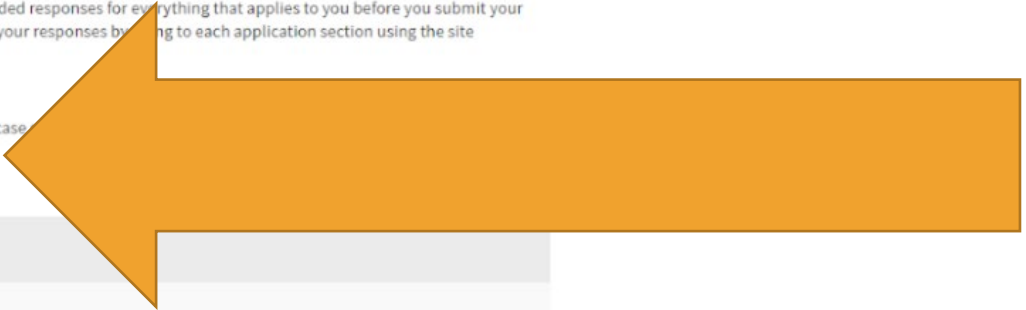
What is your degree? -

What is your employer's name as listed in E-Verify? -

What is your employer's E-Verify company identification number or a valid E-Verify client company identification number? -

Reason for applying

What is your reason for applying? Initial permission to accept employment



VERY IMPORTANT!!!!
Please print the draft version of the I-765 form to email us for a review.

Do not submit your I-765 form without an OPT I-20 from our office. Your application will be denied.



Review and Applicant's statements

Official website of the Department of Homeland Security [HERE IS HOW YOU KNOW](#)



U.S. Citizenship and Immigration Services

My Account Resources Sign Out

I-765, Application for Employment Authorization

- Getting Started
- About You
- Evidence
- Additional Information

Review and Submit

- Review your application
- Your application summary
- Your statement**

Applicant's statement

You must read and agree to the statement below.

I can read and understand English, and have read and understand every question and instruction on this application, as well as my answer to every question.

Back

Next

I-765, Application for Employment Authorization

- Getting Started
- About You
- Evidence
- Additional Information

Review and Submit

- Review your application
- Your application summary
- Your statement
- Your signature**

Applicant's Declaration and Certification

You must read and agree to the certification below. If you knowingly and willfully falsify or conceal a material fact or submit a false document with your application, we can deny your application and may deny any other immigration benefit. You may also face criminal prosecution and penalties provided by the law.



Copies of any documents I have submitted are exact photocopies of unaltered, original documents, and I understand that USCIS may require that I submit original documents to USCIS at a later date. Furthermore, I authorize the release of any information from any and all of my records that USCIS may need to determine my eligibility for the immigration benefit that I seek.

I furthermore authorize release of information contained in this application, in supporting documents, and in my USCIS records, to other entities and persons where necessary for the administration and enforcement of U.S. immigration law.

Applicant's signature

You must provide your digital signature below by typing your full legal name. We may deny your application if you do not completely fill out this application or fail to submit required documents. We will record the date of your signature with your application.

PLEASE SIGN!



\$410 Payment

Once you submit the application, you will be redirected to Pay.Gov for payment.



USCIS I-765

Please select a payment method:

I want to pay with a withdrawal from a checking or savings account (ACH)



I want to pay with a debit or credit card



[Cancel](#)

[Continue](#)

