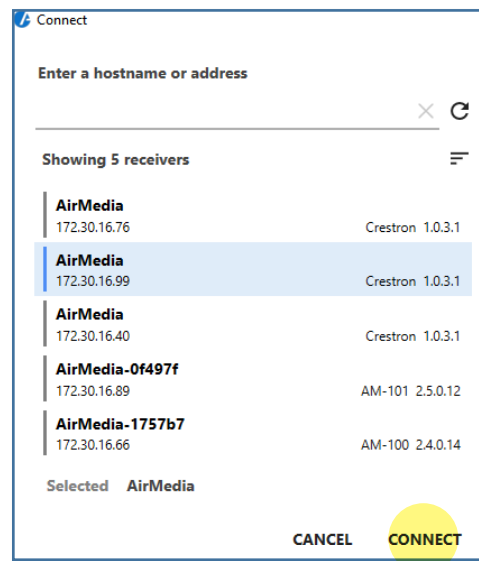


Crestron AirMedia User Guide

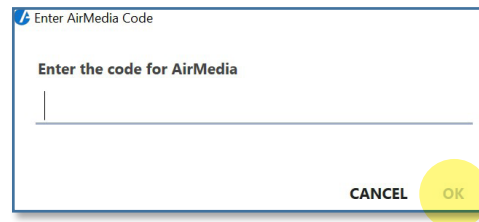
With AirMedia installed on your laptop or mobile device, you can easily view a list of available presentation devices you can connect and stream to.

Windows

1. Launch AirMedia to see the **Connect** dialog box. Choose the device you'd like to connect to and click **Connect**.




2. If prompted, enter the login code and click **OK**. (This code would be displayed on the screen in your classroom.)



Information Technology Services

www.odu.edu/its

 (757) 683-3192

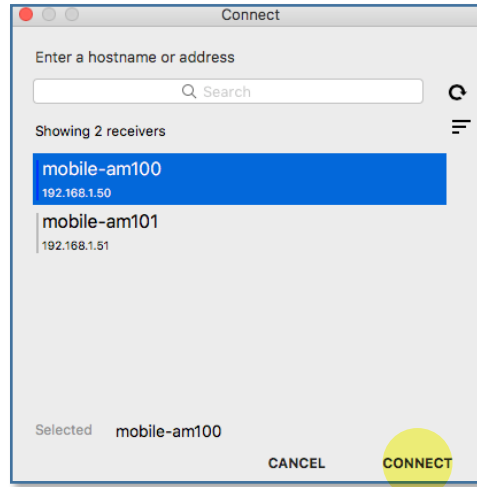
 itshelp@odu.edu

 1100 Monarch Hall

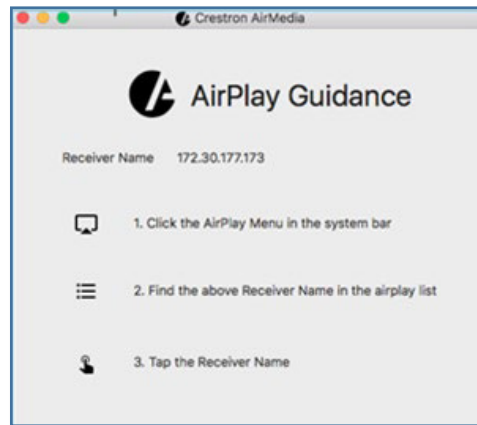
 [oduits](#)  [odu_its](#)

MacOS

1. Launch AirMedia to see the **Connect** dialog box. Choose the device you'd like to connect to and click **Connect**.



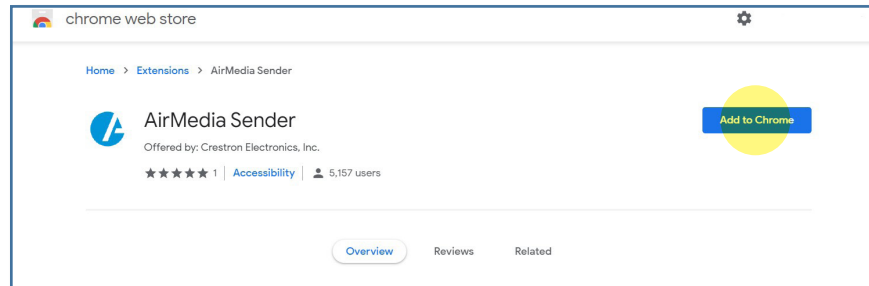
2. If prompted, enter the passcode. (This code would be displayed on the screen in your classroom.)
3. With some devices, you may see a screen called **AirPlay Guidance**. If so, just follow the directions to begin presenting.



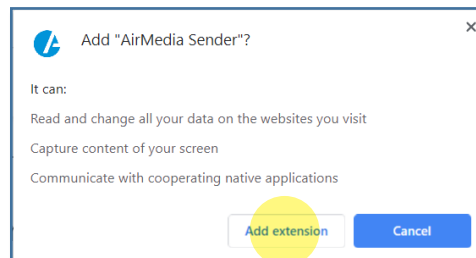
NOTE: Only one macOS or iOS device at a time can connect to an AirMedia device using the native mirroring function. If a second user connects to the AirMedia device, the first user will be disconnected.


Chromebook

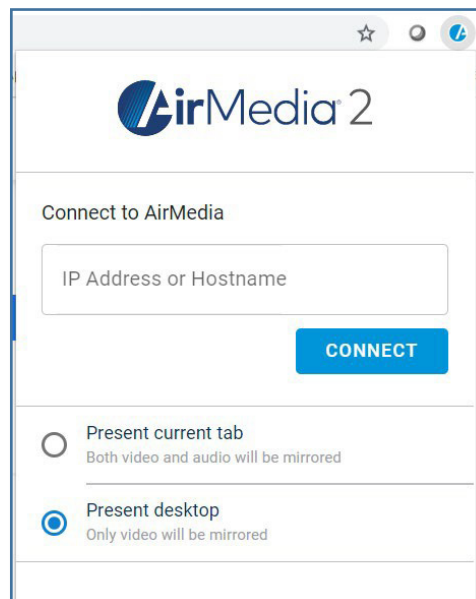
1. Install **AirMedia Sender**, found in the [Chrome web store](#).
2. Click **Add to Chrome**.



3. Click **Add extension**.



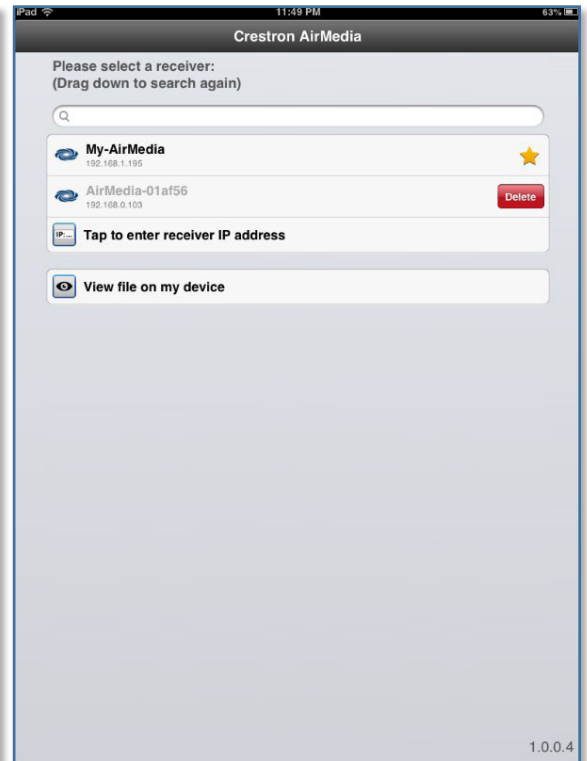
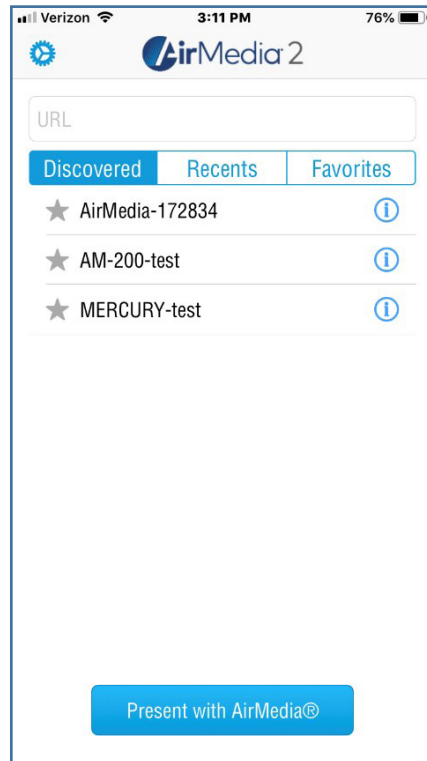
4. From the Chrome browser, click the **AirMedia** icon  (top right corner).
5. Enter the **IP Address or Hostname** of the AirMedia receiver.
Select **Present current tab** (to mirror the current browser tab with audio),
or **Present desktop** (to mirror the whole screen without audio).
Click **Connect**.



AirMedia Mobile Apps

Find AirMedia in Apple's [app store](#) (iOS) or [Google Play](#) (Android).

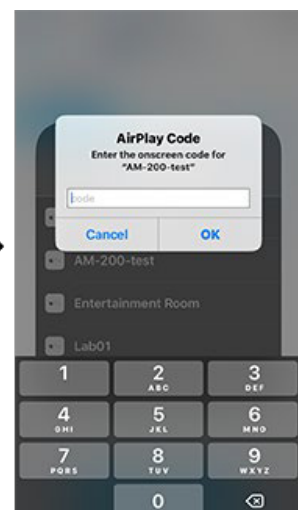
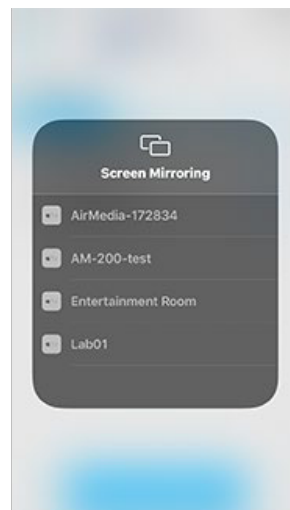
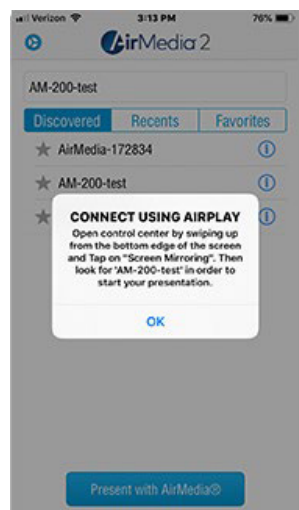
1. Launch AirMedia to see a list of discovered receivers. Choose the device you'd like to connect to (or enter the URL if you know it). Once you connect to a device, it is saved so you can find it easily next time you connect.



AirMedia for iOS and Android

AirMedia for AM-100 on iOS and Android

2. iOS only: The app uses the built-in iOS device mirroring feature. When you click the **Present with AirMedia** button, you will see a list of available mirroring devices. Select a device, enter the four-digit AirPlay code (displayed on the classroom screen) and begin screen sharing.





Video Push (iOS)

Certain video streaming iOS apps use something called video push. To save battery life, video from your mobile device displays only on the receiving device. Your mobile device will display media controls in place of video content.

NOTE: If you have any issues with iOS mirroring, you may need to update your video streaming apps.