



Thank you for choosing to use Pearson course materials as part of Old Dominion's Day One Access program!

### **Step One: Adding the Brytewave Course Materials link to your Canvas Course**

To get started, you will need to first add the [Brytewave Course Materials link](#) in each of your Canvas courses. This is where students *acquire* their **access codes** which acts as the **key** to gaining access to their Pearson course materials.

### **Step Two: Integrate your Pearson Course (MyLab, Mastering, Revel) with Canvas**

If the access code acquired through the Brytewave LTI link is the student's key, then your Pearson integration link for MyLab, Mastering, or Revel is the student's door. This also allows you to set up grade-sync and assignment level linking with Canvas.

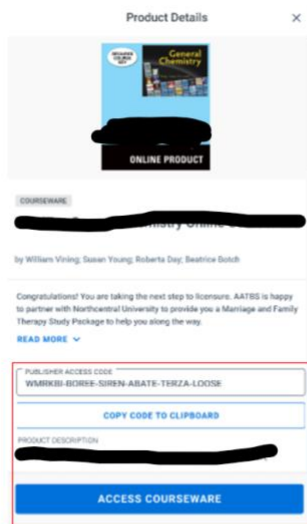
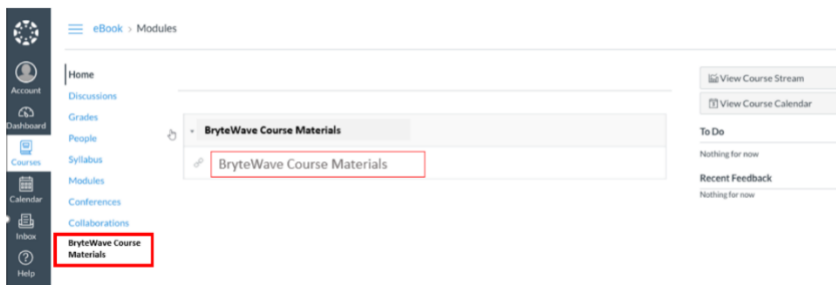
- Click the following link for directions on [how to integrate your MyLab/Mastering/REVEL course with Canvas](#).

### **Step Three: Share this suggested language below with your students!**

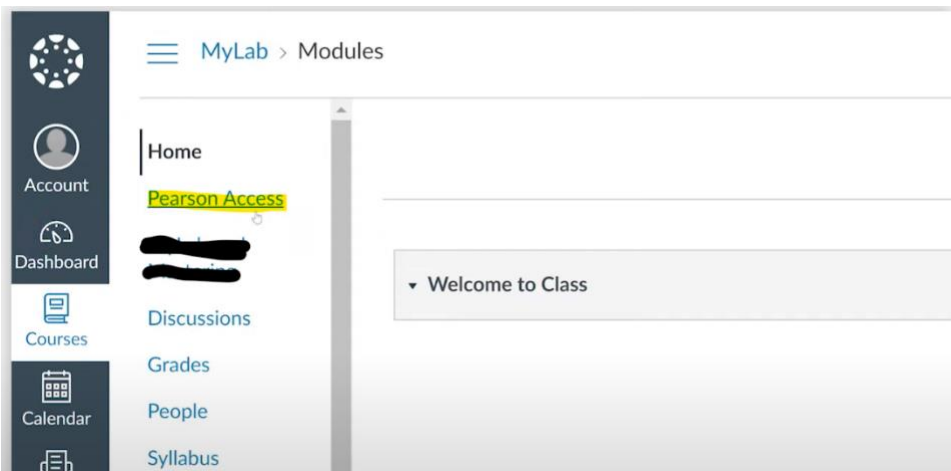
Your course is participating in Old Dominion University's Day One Access Program, and your access code will be delivered via the Brytewave Course Materials link in Canvas.

You should **not** purchase access to your Pearson materials unless you have opted out of Old Dominion's Day One Access Program. If you plan to opt out, please do **not** use the access code that was distributed to you via the Brytewave Course Materials link through your Canvas course. If you plan to opt out, but cannot immediately purchase access to your course materials, please use Pearson's Temporary Access which can be located via your link to MyLab, Mastering, or Revel. Otherwise, please follow the 2 part directions below.

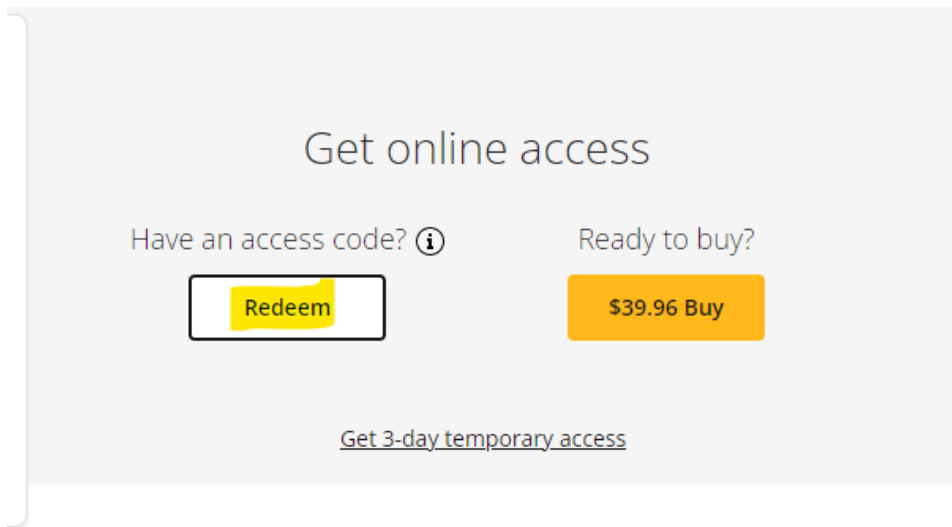
1. To get started, go to your Canvas course and click on the content area for the Brytewave Course Materials link on the left-hand navigation and click on the Brytewave Course Materials link. Please note, the exact naming and location of this link may be different based on your instructor's preference. Accordingly, please clarify this detail with your instructor. Navigate to the Courseware product you'd like to access and click "Reveal access code" Write down your access code or copy & paste it into a separate word/text file.



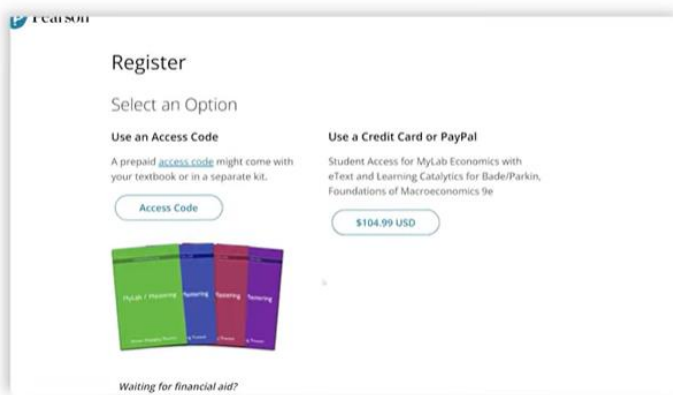
- **Note:** That if the **ACCESS COURSEWARE** button is not available for a specific product; you will go directly to that publisher website listed in Canvas or use a link provided by your instructor.
2. Now that you've acquired your access code, navigate back to your Canvas course, and go to the **Pearson Access** link (MyLab/Mastering/Revel) in your Canvas course to begin the registration process. When prompted, type in the Access Code you copied/saved and complete your registration process. Please click the following links for supplementary [registration directions for MyLab/Mastering/REVEL](#). You can also see video instructions [here](#).



Screen shot below of REVEL access options:



Screen shot below of MyLab/Mastering access options:



You may need to choose an **access option**

### Instructor FAQ: Frequently asked questions

- If students are having trouble with the Brytewave Course Materials link (i.e., their code isn't appearing), please have them reach out to [Brytewave support](#).
- If students are having trouble with the functionality of MyLab/Mastering/Revel, please have them contact [Pearson Tech Support](#).
- If **all** access codes for your students seem to be incompatible with the courseware you have set up, please make sure you set up your MyLab, Mastering, or Revel with the correct adopted materials. The edition matters. You can also contact your bookstore.
- If a student is having trouble acquiring their access code from Brytewave Course Material's link, please have your student use temporary access directly from the MyLab/Mastering/Revel purchase page for your course.
- Please notify the bookstore if a student is not receiving their code. They can work with Day One Support to resolve the issue. **Pearson does not distribute the access codes for students.**
- As previously mentioned, the Brytewave Course Materials link is the way for your students to acquire their code. They will need to take this code and cash it in on Pearson's MyLab/Mastering/Revel content location. How students navigate to your MyLab, Mastering, or Revel course is contingent upon how you set up your course.