

Life in Hampton Roads Survey Press Release #5

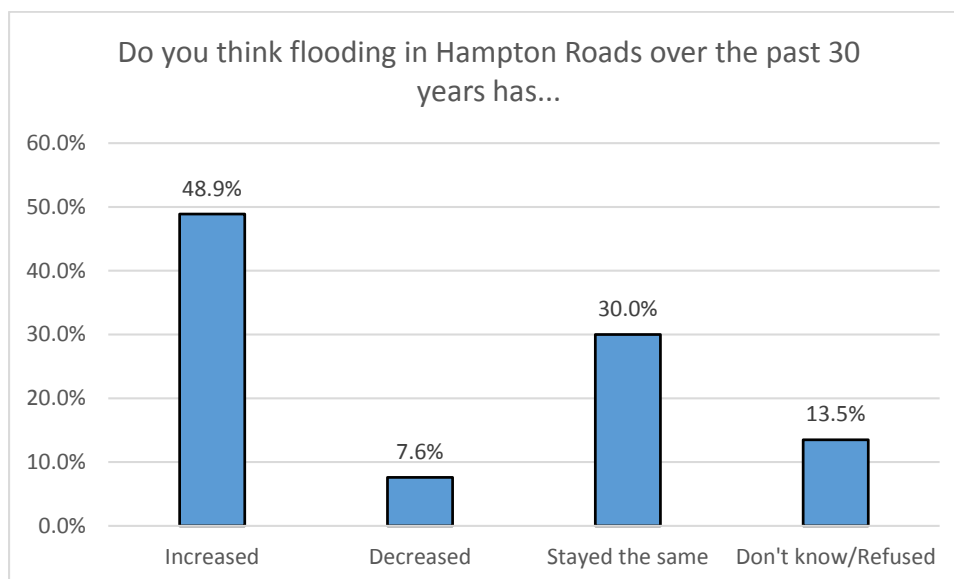
Sea Level Rise and Flooding

This report examines regional measures of environmental risk perceptions from the 2016 Life In Hampton Roads survey (LIHR 2016) conducted by the Old Dominion University Social Science Research Center. Data from prior years is also provided when available to show comparisons in responses over time. Responses were weighted by city population, race, age, gender, and phone usage (cell versus land-line) to be representative of the Hampton Roads region. For additional information on survey methodology, and analyses of other issues, please see the SSRC website at www.odu.edu/ssrc.

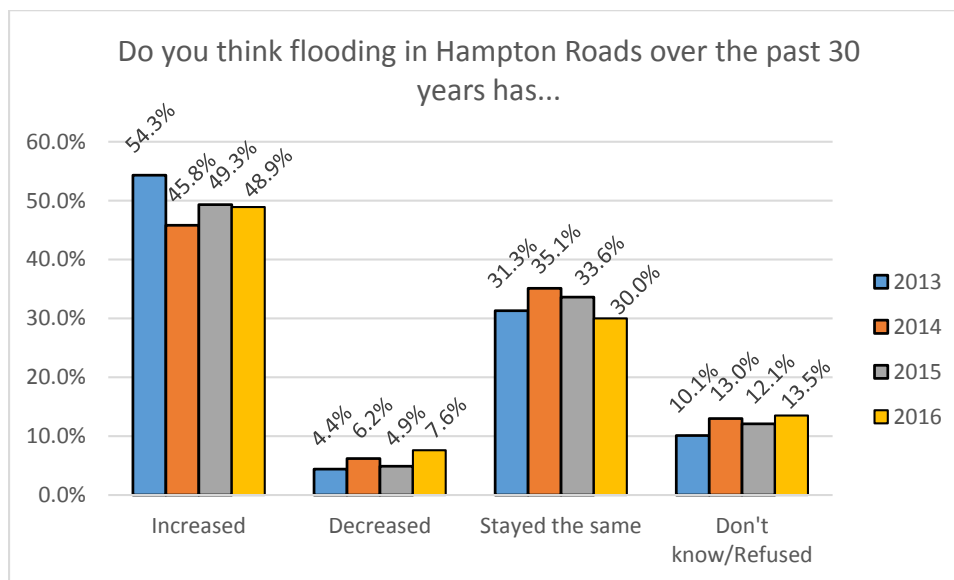
The 2016 Life in Hampton Roads survey contained an extensive battery of questions to determine how people in Hampton Roads felt about several environmental issues, including sea level rise and flooding, to support the research focus of the University in this area. The survey asked 962 respondents to give their opinion on a variety of questions ranging from sea level rise to prevalence of recurrent flooding and other flood related topics.

Sea Level Rise, Flooding, and Flood Risks

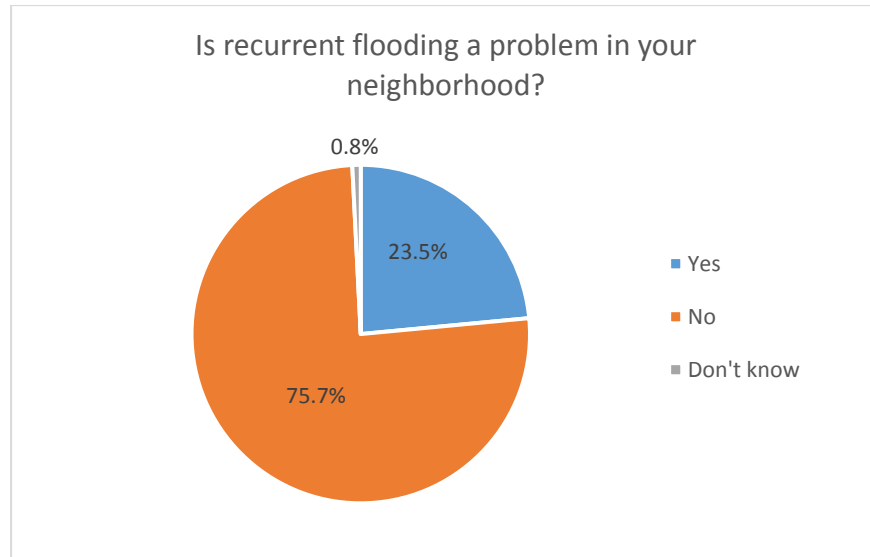
Respondents were asked whether they believe that flooding in Hampton Roads has increased, decreased, or stayed the same in the past 30 years. The majority of respondents (78.9%) stated that flooding has either increased (48.9%) or stayed the same (30.0%) in Hampton Roads while only 7.6 percent stated that flooding has decreased and 13.5 percent said that they did not know.



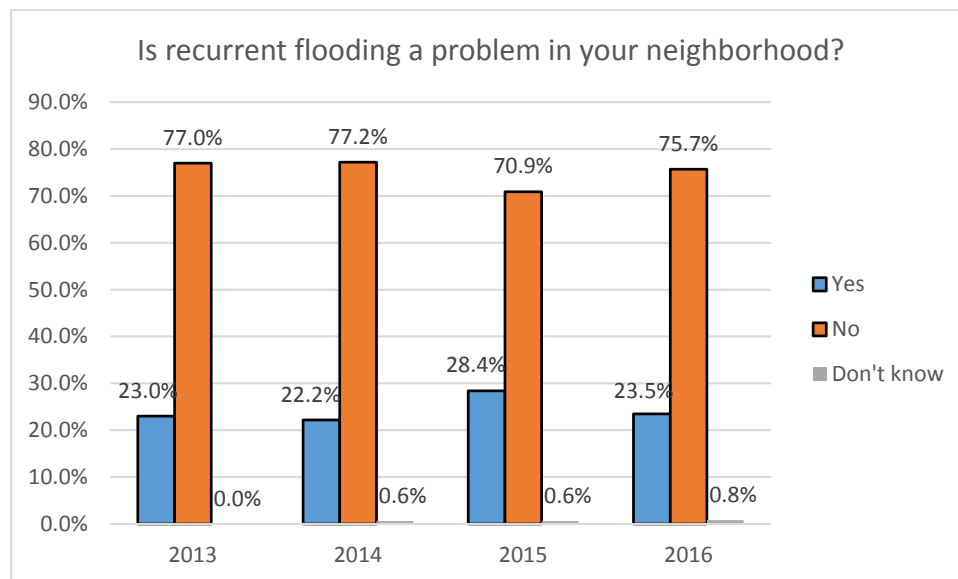
Comparing answers to the question “Do you think flooding in Hampton Roads over the past 30 years has increased, decreased, or stayed the same over time,” responses have largely remained consistent to last year. In 2016, 48.9 percent of respondents reported that they believe flooding had increased in Hampton Roads over the past 30 years, a trivial 0.4 percent decrease since 2015. In 2016, 30.0 percent of respondents reported that they believe flooding has stayed the same in Hampton Roads over the past 30 years, a 3.6 percent decrease since 2015. In 2016, 7.6 percent of respondents reported that they believe flooding has decreased in Hampton Roads over the past 30 years, a 2.9 percent increase since 2015.



Respondents were also asked whether or not recurrent flooding is a problem in their neighborhood. While 48.9 percent of respondents indicated that they think flooding has increased over the past 30 years, 75.7 percent reported that recurrent flooding is not a problem in their particular neighborhood.

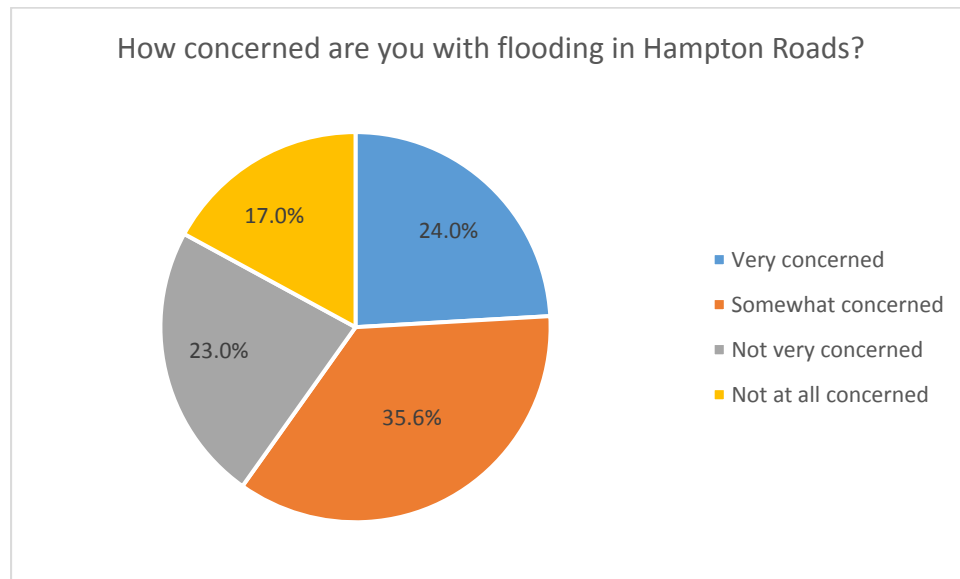
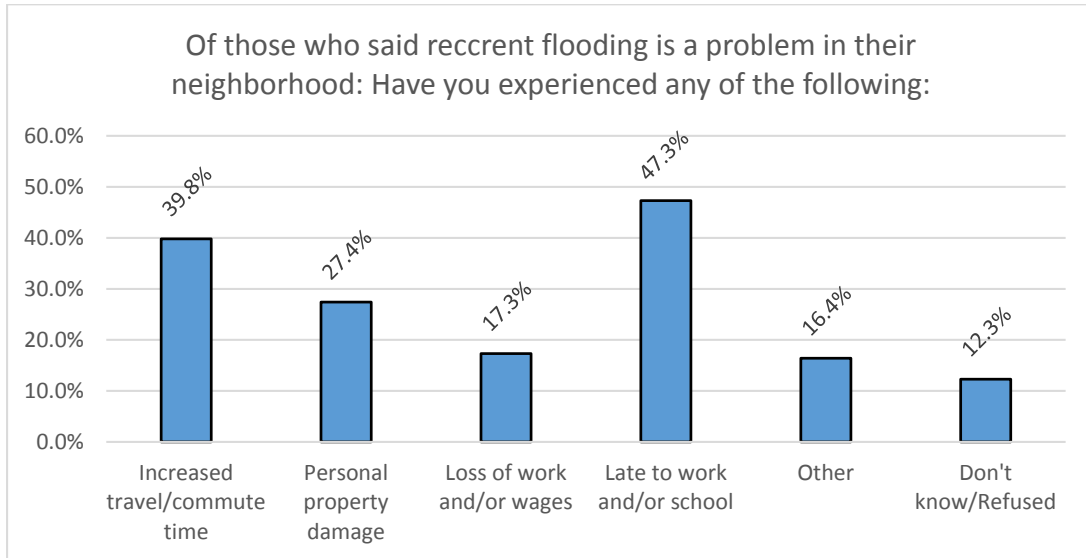


The percentage of Hampton Roads respondents reporting that recurring flooding is a problem in their neighborhood decreased 4.9 percent (23.5%) from 2015 (28.4%).



In addition, if respondents stated recurrent flooding is a problem in their neighborhood, respondents were also asked if they had experienced increased travel time/commute time, personal property damage, loss of work and/or wages, or being late to work and/or school. The majority of respondents reported having experienced being late to work and/or school (47.3%), as well as experiencing increased travel time/commute time (39.8%) due to flooding in their neighborhood. To a

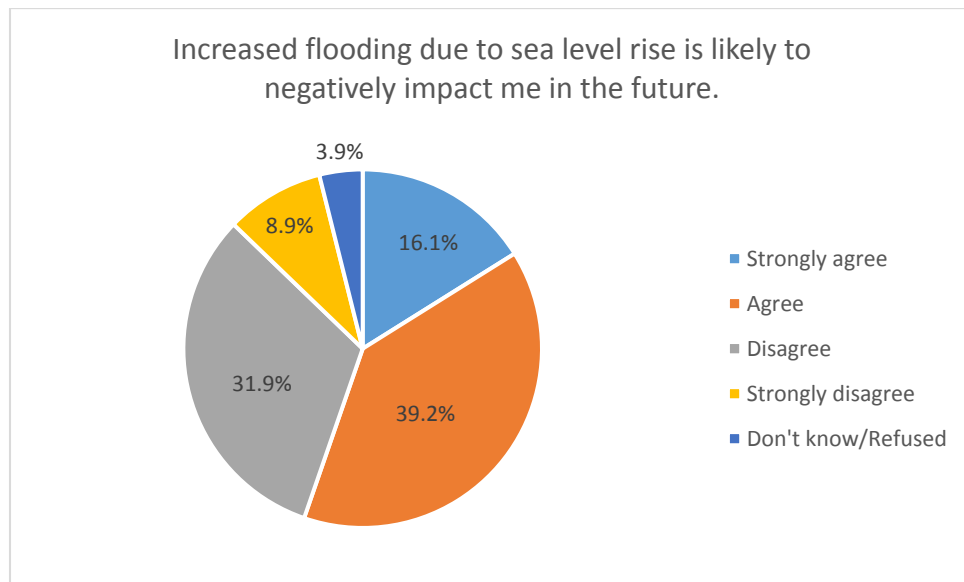
lesser extent, respondents reported experiencing personal property damage (27.4%) and loss of work and/or wages (17.3%) due to flooding in their neighborhood. Another 16.4 percent reported experiencing some other effect from flooding in their neighborhood.



In 2016, respondents were asked “How concerned are you with flooding in Hampton Roads?” Over half of respondents (59.6%) reported that they were either very concerned (24.0%) or somewhat

concerned (35.6%) with flooding in Hampton Roads. Conversely, 40.0 percent reported they were either not at all concerned (17.0%) or not very concerned (23.0%) with flooding in Hampton Roads.

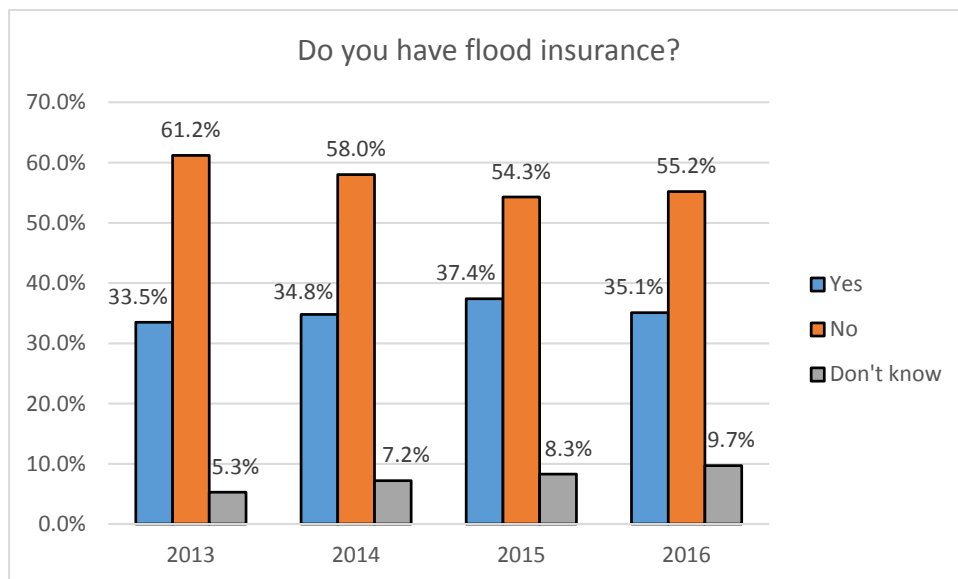
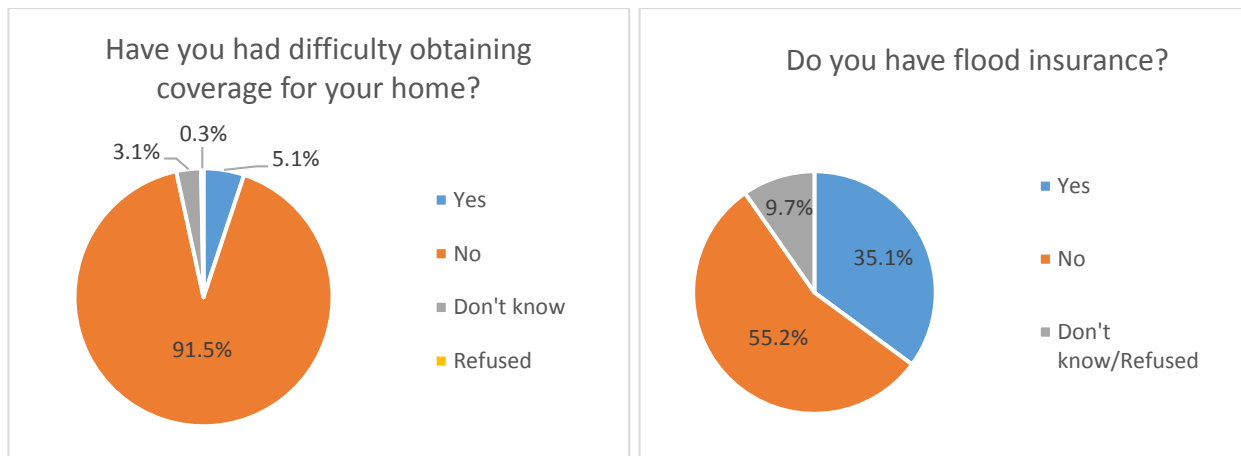
Respondents were also asked if they think increased flooding due to sea level rise is likely to negatively impact them in the future. The majority of respondents (55.3%) strongly agree (16.1%) or agree (39.2%) that increased flooding due to sea level rise is likely to negatively impact them in the future. More than forty percent (40.8%) reported that they strongly disagree (8.9%) or disagree (31.9%) that increased flooding due to sea level rise is likely to negatively impact them in the future. Another 3.9 percent either refused to answer or reported they did not know if increased flooding due to sea level rise is likely to negatively impact them in the future.



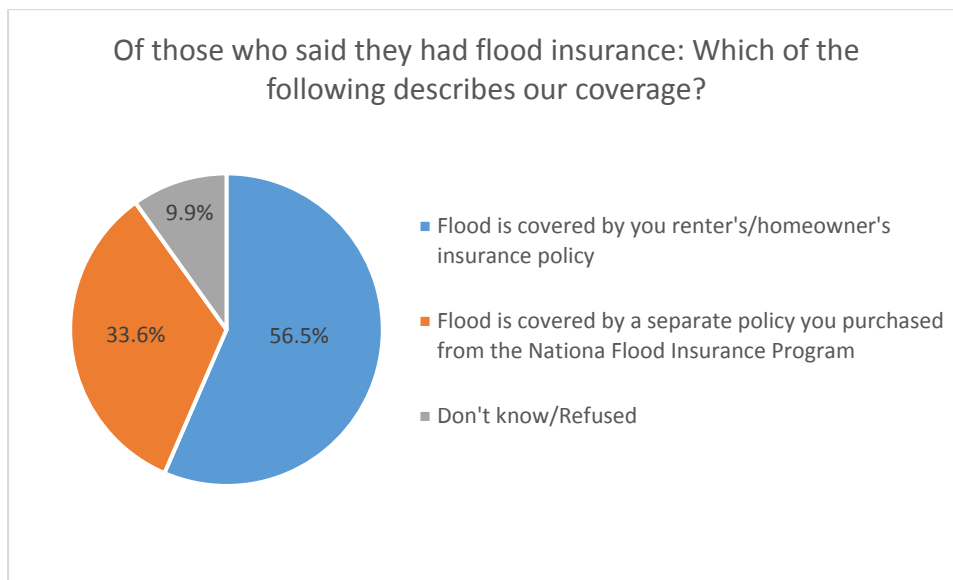
Respondents who reported they own/in process of buying their home, or rent were asked to answer the questions, “Have you had difficulty obtaining insurance coverage for your home?” and “Do you have flood insurance?” An overwhelming majority of respondents reported having no difficulty in obtaining insurance coverage for their home (91.5%). Only 5.1 percent of respondents reported having difficulty in obtaining insurance coverage for their home and 3.1 percent of respondents reported not knowing if they had difficulty in obtaining insurance coverage for their home. It may not be surprising that with only 23.5 percent reporting that recurrent flooding is a problem in their neighborhood, only 35.1

percent of homeowners and renters reported having flood insurance. The majority of respondents (55.2%) claimed not to have flood insurance and another 9.7 percent did not know if they had flood insurance.

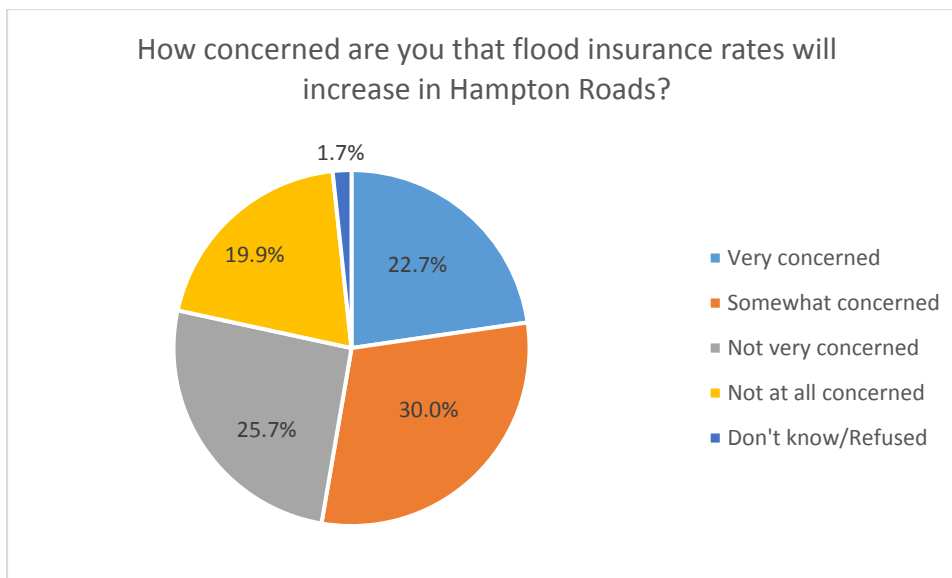
In 2015, only respondents who indicated they owned their home were asked if they had flood insurance, while in 2016, respondents who indicated they owned or rented their home were asked if they had flood insurance. Even with the inclusion of respondents who indicated they rented their home, the percentage of respondents who reported having flood insurance is similar to 2015 (35.1% in 2016, compared to 37.4% in 2015). The percentage of respondents who reported not having flood insurance slightly increased from 54.3 percent in 2015 to 55.2 percent in 2016.



Of those who reported having flood insurance, 56.5 percent described their coverage as flooding being covered by their renters/homeowner's insurance policy and 33.6 percent described their coverage as flooding being covered by a separate policy purchased from the National Flood Insurance Program.



All respondents who own or rent their home were asked “How concerned are you that flood insurance rates will increase in Hampton Roads?” Over half of respondents (52.7%) reported being either somewhat concerned (30.0%) or very concerned (22.7%) that flood insurance rates will increase in Hampton Roads. Another 25.7 percent reported not being very concerned and 19.9 percent reported being not at all concerned about flood insurance rates increasing in Hampton Roads.



Less than half of respondents think flooding has increased in Hampton Roads over the past 30 years but more than half of respondents believe that flooding due to sea level rise is likely to negatively impact them in the future. However, only about one-third of respondents currently have flood insurance and over half of respondents reported being concerned that flood insurance rates will increase.

All Life in Hampton Roads data summaries will be placed on the Social Science Research Center website as they are released (<http://www.odu.edu/al/centers/ssrc>). Follow-up questions about the 2016 Life in Hampton Roads survey should be addressed to:

Randy Gainey, PhD
 Faculty Director
 The Social Science Research Center
 Professor of Sociology and Criminal Justice
 Old Dominion University
 757-683-4794 (office)
rgainey@odu.edu

Or

Tancy Vandecar-Burdin, PhD
 Associate Director
 The Social Science Research Center
 Old Dominion University
 757-683-3802 (office)
tvandeca@odu.edu

