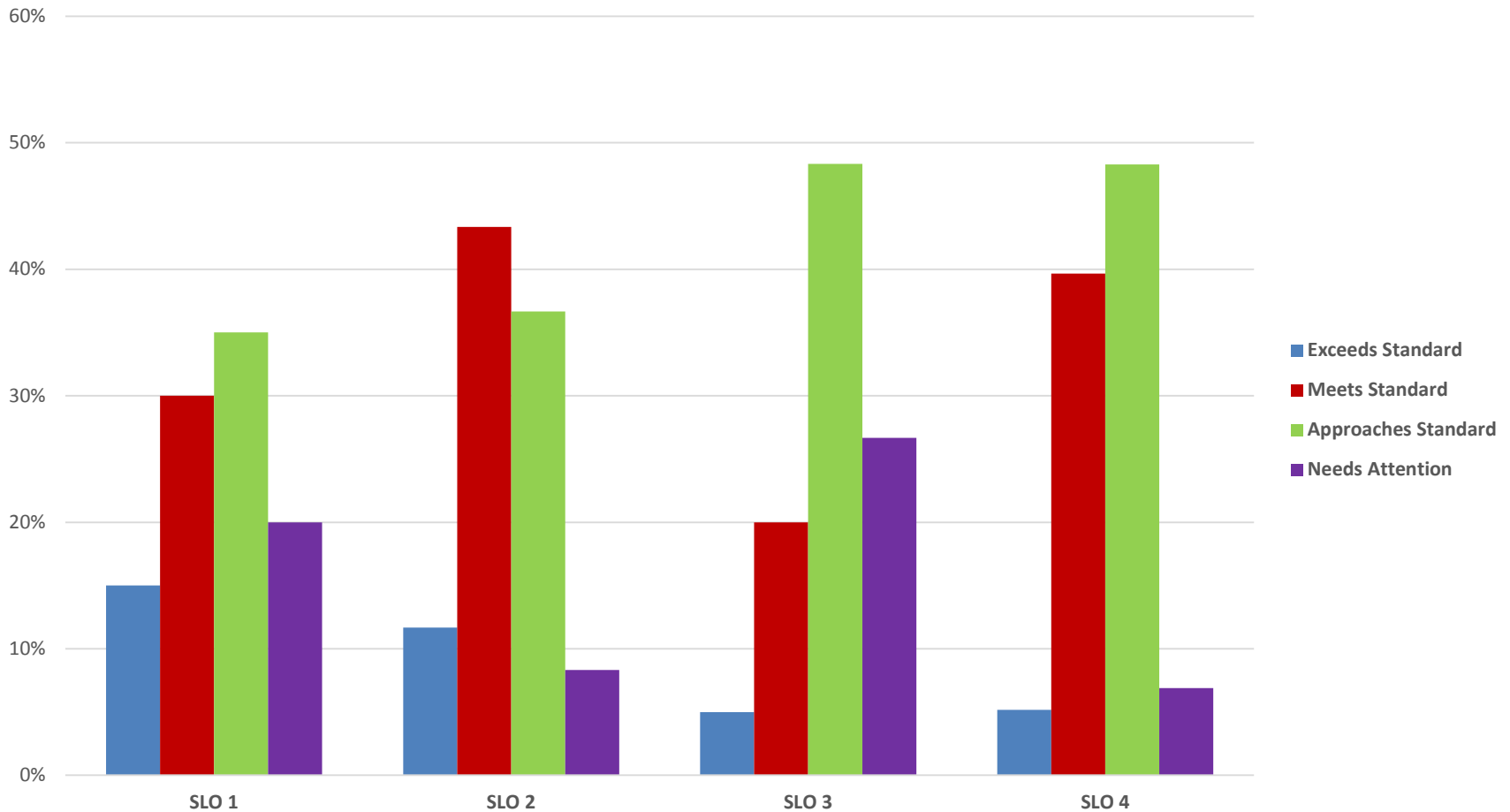


Assessment of General Education: Information Literacy (N = 30 artifacts)



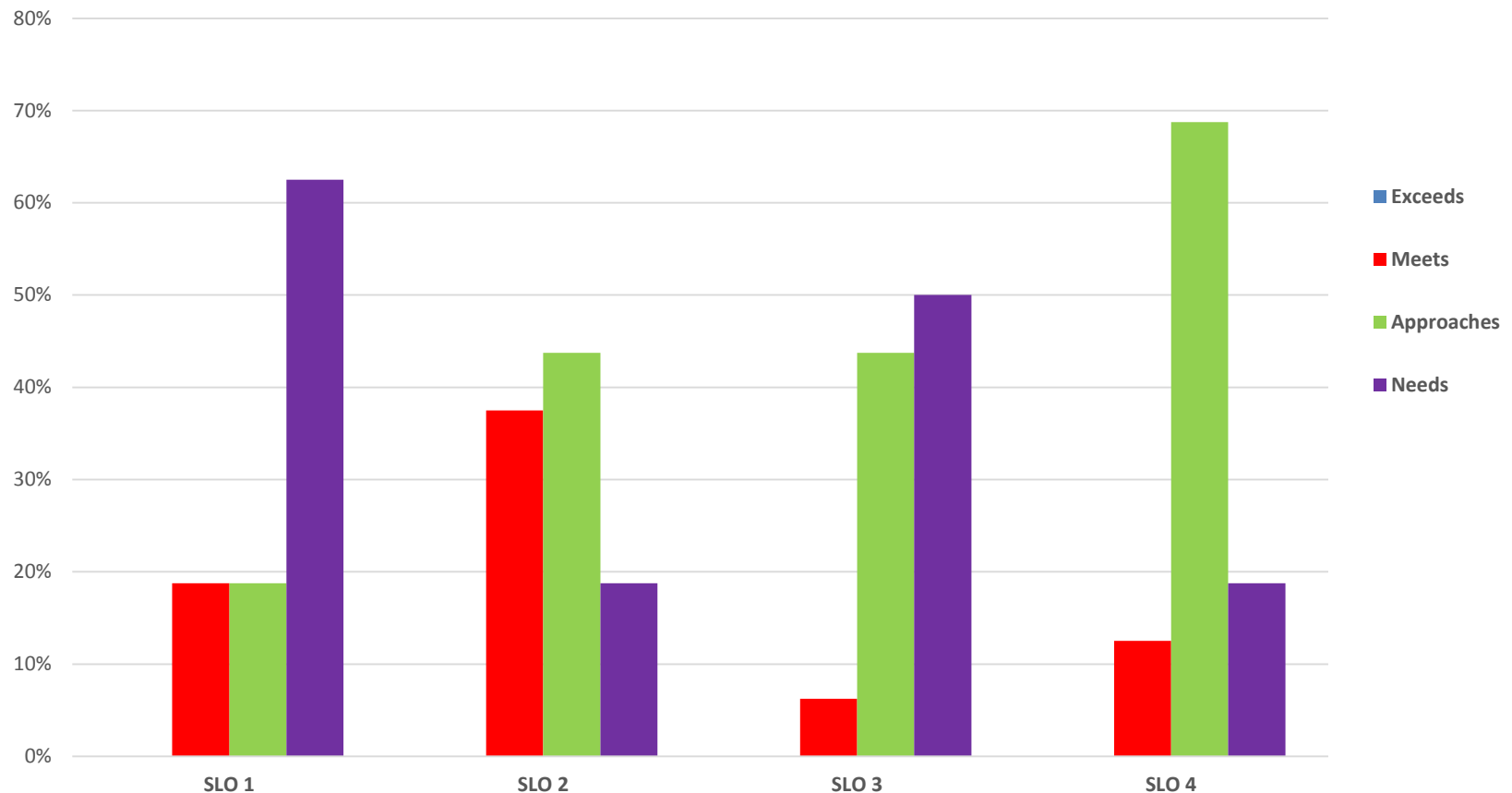
Assessment of General Education: Information Literacy (N = 30 artifacts)

	Exceeds Standard	Meets Standard	Approaches Standard	Needs Attention
SLO 1	15%	30%	35%	20%
SLO 2	12%	43%	37%	8%
SLO 3	5%	20%	48%	27%
SLO 4	5%	40%	48%	7%

Assessment of General Education: Inter-Rater Reliability

	Exact Match		Off by 1		Off by 2(+)		Total	
	N	%	N	%	N	%	N	%
SLO 1	11	37%	13	43%	6	20%	30	100%
SLO 2	7	23%	21	70%	2	7%	30	100%
SLO 3	12	40%	14	47%	4	13%	30	100%
SLO 4	11	39%	17	61%	0	0%	28	100%

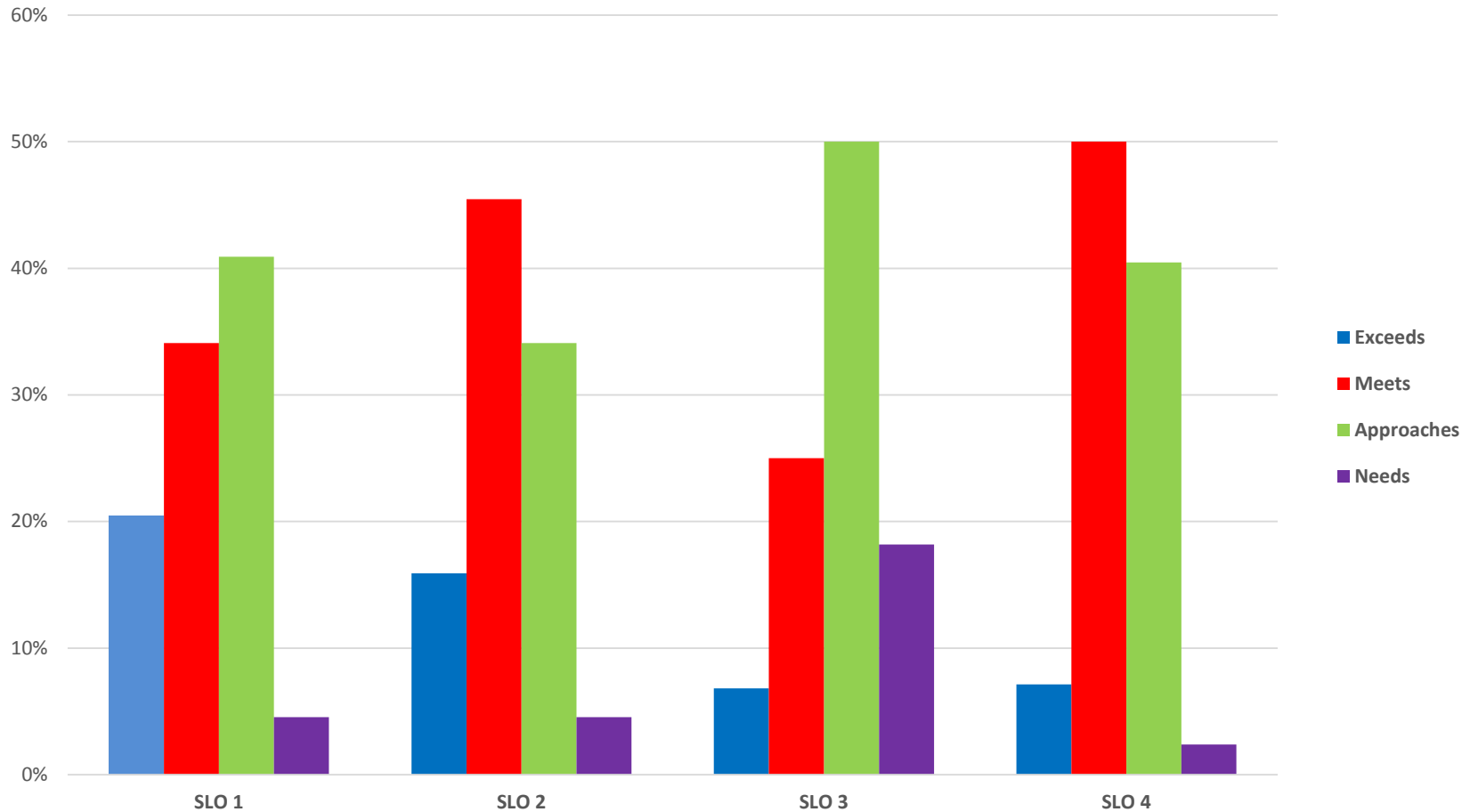
Assessment of General Education: ITS150 (N = 8 artifacts)



Assessment of General Education: ITS150 (N = 8 artifacts)

	Exceeds Standard	Meets Standard	Approaches Standard	Needs Attention
SLO 1	0%	19%	19%	63%
SLO 2	0%	38%	44%	19%
SLO 3	0%	6%	44%	50%
SLO 4	0%	13%	69%	19%

Assessment of General Education: Non ITS150 (N = 22 artifacts)



Assessment of General Education Non ITS150 (N = 2 artifacts)

	Exceeds Standard	Meets Standard	Approaches Standard	Needs Attention
SLO 1	20%	34%	41%	5%
SLO 2	16%	45%	34%	5%
SLO 3	7%	25%	50%	18%
SLO 4	7%	50%	40%	2%

Assessment of General Education

ITS150 (N = 8) vs. Non ITS150 (N = 22)

SLO #	Exceeds Standard		Meets Standard		Approaches Standard		Needs Attention	
	ITS150	Non	ITS150	Non	ITS150	Non	ITS150	Non
SLO 1	0%	20%	19%	34%	19%	41%	63%	5%
SLO 2	0%	16%	38%	45%	44%	34%	19%	5%
SLO 3	0%	7%	6%	25%	44%	50%	50%	18%
SLO 4	0%	7%	13%	50%	69%	40%	19%	2%