



Common Data Set A: General Information (2006-2007)

A0. Respondent Information (Not for Publication)

Name	Patricia Steen
Title	Research Associate
Office	Institutional Research and Assessment
Mailing Address	218 Koch Hall
City/State/Zip	Norfolk, VA 23529
Country	United States
Phone	757-683-4046
Fax	757-683-3004
Email Address	psteen@odu.edu
Are your responses to the CDS posted for references on your institution's Web site?	<input checked="" type="radio"/> Yes <input type="radio"/> No
If yes, please provide the URL of the corresponding Web page:	odu.edu/ao/upir/factbook/cds/cdsmain.htm
We invite you to indicate if there are items on the CDS for which you cannot use the requested analytic convention, or cannot provide data for the cohort requested, whose methodology is unclear, or about which you have questions or comments in general. This information will not be published but will help the publishers further refine CDS items.	

A1. Address Information

Name of College or University	Old Dominion University
Mailing Address	5115 Hampton Boulevard
 City/State/Zip	Norfolk, VA 23529
Country	United States
Street Address (if different)	
Main Phone	757-683-3000
WWW Home Page Address	
Admissions Phone Number	757-683-3685
Admissions Toll-Free Number	800-348-7926
Admissions Office Mailing Address	108 Rollins Hall , 5115 Hampton Boulevard
City/State/Zip	Norfolk, VA 23529-0050
Country	United States
Admissions Fax Number	757-683-3255
Admissions Email Address	admit@odu.edu
If there is a separate URL for your school's online application, please specify:	admissions.odu.edu
If you have a mailing address other than the above to which applications should be sent, please provide:	
 City/State/Zip	,

Country	
---------	--

A2. Source of institutional control

Public Private (nonprofit) Proprietary

A3. Classify your undergraduate institution

Coeducational Men's Women's

A4. Academic year calendar

Semester Quarter Trimester 4-1-4 Other Continuous
 Differs By Program

If you chose "Differs", please describe here:

If you chose "Others", please describe here:

A5. Degrees offered by your institution

- Certificate
 Diploma
 Associate
 Transfer
 Terminal
 Bachelor's
 Post Bachelor's Certificate
 Master's
 Post Master's Certificate
 Doctoral
 First Professional
 First Professional Certificate

Common Data Set B: Enrollment And Persistence (2006-2007)**B1. Institutional Enrollment---Men and Women**

Provide numbers of students for each of the following categories as of the institution's official fall reporting date or as of October 15, 2006.

	FULL-TIME			PART-TIME		
Undergraduates						
Degree-seeking, first-time freshmen	950	1,108	Line 1	20	21	Line 15
Other first-year, degree-seeking	365	379	Line 2	67	67	Line 16
All other degree-seeking	3,295	4,861	Lines 3-6	1,431	2,281	Lines 17-20
<i>Total degree-seeking</i>	4,610	6,348		1,518	2,369	
All other undergraduates enrolled in credit courses	71	56	Line 7	272	220	Line 21
<i>Total undergraduates</i>	4,681	6,404	Line 8	1,790	2,589	Line 22
First-professional						
First-time, first-professional students			Line 9			Line 23
All other first-professionals			Line 10			Line 24
<i>Total first-professional</i>						
Graduate						
Degree-seeking, first-time	138	225	Line 11	205	222	Line 25

All other degree-seeking	322	577	Line 12	1,020	1,264	Line 26
All other graduates enrolled in credit courses	50	131	Line 13	639	1,368	Line 27
<i>Total graduate</i>	510	933		1,864	2,854	
Total all undergraduates:					15,464	
Total all graduate and professional students:					6,161	
GRAND TOTAL ALL STUDENTS:					21,625	

B2. Enrollment by Racial/Ethnic Category

Provide numbers of undergraduate students for each of the following categories as of the institution's official fall reporting date or as of October 15, 2006. Include international students only in the category "Nonresident aliens." Complete the "Total Undergraduates" column only if you cannot provide data for the first two columns. **Refer to IPEDS EF-1 Part A or IPEDS EF-2 Part A surveys based on column and line numbers in grid for totals.**

	Degree-seeking First-time First year	Degree-seeking undergraduates (including first-time first-year)	Total Undergraduates (both degree- and non-degree-seeking)
Non-resident aliens	43	275	293
Black, non-Hispanic	490	3,323	3,423
American Indian or Alaskan Native	7	82	86
Asian or Pacific Islander	119	825	853
Hispanic	78	523	552
White, non-Hispanic	1,221	9,009	9,378
Race/ethnicity unknown	141	806	879
Total	2,099	14,845	15,464

Persistence

B3. Number of degrees awarded by your institution from July 1, 2005 to June 30, 2006

Certificate/diploma	0
Associate degrees	0
Bachelor's degrees	2,674
Post-Bachelor's certificates	0
Master's degrees	1,348
Post-master's certificates	11
Doctoral degrees	87
First professional degrees	0
First professional certificates	0

Graduation Rates

The items in this section correspond to data elements collected by the IPEDS Web-based Data Collection System's Graduation Rate Survey (GRS). For complete instructions and definitions of data elements, see the IPEDS GRS instructions and glossary on the 2006 Web-based survey.

For Bachelor's or Equivalent Programs

Please provide data for the fall 2000 cohort if available. If fall 2000 cohort data are not

available, please provide data for the fall 1999 cohort.

Fall 2000 Cohort

Report for the cohort of full-time first-time bachelor's (or equivalent) degree-seeking undergraduate students who entered in fall 2000. Include in the cohort those who entered your institution during the summer term preceding fall 2000.

B4.

Initial 2000 cohort of first-time, full-time bachelor's (or equivalent) degree-seeking undergraduate students; total all students:	1,407
--	-------

B5.

Of the initial 2000 cohort, how many did not persist and did not graduate for the following reasons: deceased, permanently disabled, service in the armed forces, foreign aid service of the federal government, or official church missions; total allowable exclusions:	
---	--

B6.

Final 2000 cohort, after adjusting for allowable exclusions: (Subtract question B5 from question B4)	1,407
--	-------

B7.

Of the initial 2000 cohort, how many completed the program in four years or less (by August 31, 2004):	319
--	-----

B8.

Of the initial 2000 cohort, how many completed the program in more than four years but in five years or less (after August 31, 2004 and by August 31, 2005):	272
--	-----

B9.

Of the initial 2000 cohort, how many completed the program in more than five years but in six years or less (after August 31, 2005 and by August 31, 2006):	91
---	----

B10.

Total graduating within six years (sum of questions B7, B8, and B9):	682
--	-----

B11.

Six-year graduation rate for 2000 cohort (question B10 divided by question B6):	49
---	----

Fall 1999 Cohort

Report for the cohort of full-time first-time bachelor's (or equivalent) degree-seeking undergraduate students who entered in fall 1999. Include in the cohort those who entered your institution during the summer term preceding fall 1999.

B4.

Initial 1999 cohort of first-time, full-time bachelor's (or equivalent) degree-seeking undergraduate students; total all students:	
--	--

B5.

Of the initial 1999 cohort, how many did not persist and did not graduate for the following reasons: deceased, permanently disabled, service in the armed forces, foreign aid service of the federal government, or official church missions; total allowable exclusions:	
---	--

B6.

Final 1999 cohort, after adjusting for allowable exclusions: (Subtract question B5 from question B4)	
--	--

B7.

Of the initial 1999 cohort, how many completed the program in four years or less (by August 31, 2003):	
--	--

B8.

Of the initial 1999 cohort, how many completed the program in more than four years but in five years or less (after August 31, 2003 and by August 31, 2004):	
--	--

B9.

--	--

Of the initial 1999 cohort, how many completed the program in more than five years but in six years or less (after August 31, 2004 and by August 31, 2005):

B10.

Total graduating within six years (sum of questions B7, B8, and B9):

B11.

Six-year graduation rate for 1999 cohort (question B10 divided by question B6):

For Two-Year Institutions

Please provide data for the 2003 cohort if available. If 2003 cohort data are not available, provide data for the 2002 cohort.

2003 Cohort

B12.

Initial 2003 cohort, total of first-time, full-time degree/certificate-seeking students:

B13.

Of the initial 2003 cohort, how many did not persist and did not graduate for the following reasons: deceased, permanently disabled, service in the armed forces, foreign aid service of the federal government, or official church missions; total allowable exclusions:

B14.

Final 2003 cohort, after adjusting for allowable exclusions (Subtract question B13 from question B12):

B15.

Completers of programs of less than two years duration (total):

B16.

Completers of programs of less than two years within 150 percent of normal time:

B17.

Completers of programs of at least two but less than four years (total):

B18.

Completers of programs of at least two but less than four-years within 150 percent of normal time:

B19.

Total transfers-out (within three years) to other institutions:

B20.

Total transfers to two-year institutions:

B21.

Total transfers to four-year institutions:

2002 Cohort

B12.

Initial 2002 cohort, total of first-time, full-time degree/certificate-seeking students:

B13.

Of the initial 2002 cohort, how many did not persist and did not graduate for the following reasons: deceased, permanently disabled, service in the armed forces, foreign aid service of the federal government, or official church missions; total allowable exclusions:

B14.

Final 2002 cohort, after adjusting for allowable exclusions (Subtract question B13 from question B12):

B15.

Completers of programs of less than two years duration (total):

B16.

Completers of programs of less than two years within 150 percent of normal time:	
--	--

B17.

Completers of programs of at least two but less than four years (total):	
--	--

B18.

Completers of programs of at least two but less than four-years within 150 percent of normal time:	
--	--

B19.

Total transfers-out (within three years) to other institutions:	
---	--

B20.

Total transfers to two-year institutions:	
---	--

B21.

Total transfers to four-year institutions:	
--	--

Retention Rates

Report for the cohort of all full-time, first-time bachelor's (or equivalent) degree-seeking undergraduate students who entered in Fall 2005 (or the preceding summer term). The initial cohort may be adjusted for students who departed for the following reasons: deceased, permanently disabled, service in the armed forces, foreign aid service of the federal government or official church missions. No other adjustments to the initial cohort should be made.

B22.

For the cohort of all full-time bachelor's (or equivalent) degree-seeking undergraduate students who entered your institution as freshman in Fall 2005 (or the preceding summer term), what percentage was enrolled at your institution as of the date your institution calculates its official enrollment in Fall 2006?	76
--	----

Common Data Set C: First-Time, First-Year (Freshman) Admission (2006-2007)**Applications****C1.  First-time, first-year (freshman) students:**

Provide the number of degree-seeking first-time, first-year who applied, were admitted, and enrolled (full- or part-time) in Fall 2006. Include early decision, early action, and students who began studies during summer in this cohort. Applicants include all students who fulfilled the requirements for consideration for admission (including payment or waiving of the application fee, if any) and who have been notified of one of the following actions: admission, no admission, placement on waiting list, or application withdrawn (by applicant or institution). Admitted applicants should include wait-listed students who were subsequently offered admission.

Total first-time, first-year (freshman) men who applied	3,223
Total first-time, first-year (freshman) women who applied	4,127
Total first-time, first-year (freshman) who applied	7,350
Total first-time, first-year (freshman) men who were admitted	2,304
Total first-time, first-year (freshman) women who were admitted	2,784
Total first-time, first-year (freshman) who were admitted	5,088
Total full-time, first-time, first-year (freshman) men who enrolled	951
Total full-time, first-time, first-year (freshman) women who enrolled	1,108
Total full-time, first-time, first-year (freshman) who enrolled	2,059
Total part-time, first-time, first-year (freshman) men who enrolled	20
Total part-time, first-time, first-year (freshman) women who enrolled	21

Total part-time, first-time , first-year (freshman) who enrolled	41
--	----

C2. Freshman wait-listed students

(students who met admission requirements but whose final admission was contingent on space availability)

Do you have a policy of placing students on a waiting list?	<input type="radio"/> Yes	<input checked="" type="radio"/> No
---	---------------------------	-------------------------------------

If yes, please answer the questions below for Fall 2006 admissions:

Number of qualified applicants placed on waiting list	
Number accepting a place on the waiting list	
Number of wait-listed students admitted	

Admission Requirements**C3. High school completion requirement**

High school completion requirement(s) for degree-seeking entering students:

<input checked="" type="checkbox"/> High school diploma is required and GED is accepted
<input type="checkbox"/> High school diploma is required and GED is not accepted
<input type="checkbox"/> High school diploma or equivalent is not required

C4. Does your institution require or recommend a general college preparatory program for degree-seeking students?

<input type="radio"/> Require
<input checked="" type="radio"/> Recommend
<input type="radio"/> Neither require nor recommend

C5. Distribution of high school units required and/or recommended.

Specify the distribution of academic high school course units required and/or recommended of all or most degree-seeking students using Carnegie units (one unit equals one year of study or equivalent). If you use a different system for calculating units, please convert.

	Units required	Units recommended
Total academic units		16
English		4
Mathematics		3
Science		3
-of these, units that must be lab		
Foreign language		3
Social Studies		3
History		3
Academic electives		
Other: 3 years of one foreign language or 2 years each of 2 different foreign languages. 3 units of mathematics required for engineering technology applicant		

Basis for Selection

C6. Open admission policy, under which virtually all secondary school graduates or students with GED equivalency diplomas are admitted without regard to academic record, test scores, or other qualifications? If so, check which applies:

<input type="checkbox"/> Open admission policy as described above for all students
--

Open admission policy as described above for most students, but	
<input type="checkbox"/>	selective admission for out-of-state students
<input type="checkbox"/>	selective admission to some programs
other (explain)	

C7. Relative importance of each of the following academic and nonacademic factors in first-time, first-year, degree-seeking (freshman) admission decisions.

	Very important	Important	Considered	Not considered
<i>Academic</i>				
Rigor of secondary school record	<input checked="" type="radio"/>	<input type="radio"/>	<input type="radio"/>	<input type="radio"/>
Class rank	<input type="radio"/>	<input checked="" type="radio"/>	<input type="radio"/>	<input type="radio"/>
Academic GPA	<input checked="" type="radio"/>	<input type="radio"/>	<input type="radio"/>	<input type="radio"/>
Standardized test scores	<input checked="" type="radio"/>	<input type="radio"/>	<input type="radio"/>	<input type="radio"/>
Application Essay	<input type="radio"/>	<input checked="" type="radio"/>	<input type="radio"/>	<input type="radio"/>
Recommendation(s)	<input type="radio"/>	<input checked="" type="radio"/>	<input type="radio"/>	<input type="radio"/>
<i>Non-Academic</i>				
Interview	<input type="radio"/>	<input type="radio"/>	<input checked="" type="radio"/>	<input type="radio"/>
Extracurricular activities	<input checked="" type="radio"/>	<input type="radio"/>	<input type="radio"/>	<input type="radio"/>
Talent/ability	<input type="radio"/>	<input type="radio"/>	<input checked="" type="radio"/>	<input type="radio"/>
Character/personal qualities	<input type="radio"/>	<input type="radio"/>	<input checked="" type="radio"/>	<input type="radio"/>
First Generation	<input type="radio"/>	<input type="radio"/>	<input checked="" type="radio"/>	<input type="radio"/>
Alumni/ae relation	<input type="radio"/>	<input type="radio"/>	<input checked="" type="radio"/>	<input type="radio"/>
Geographical residence	<input type="radio"/>	<input type="radio"/>	<input type="radio"/>	<input checked="" type="radio"/>
State residency	<input type="radio"/>	<input type="radio"/>	<input type="radio"/>	<input checked="" type="radio"/>
Religious affiliation/commitment	<input type="radio"/>	<input type="radio"/>	<input type="radio"/>	<input checked="" type="radio"/>
Racial/ethnic status	<input type="radio"/>	<input type="radio"/>	<input type="radio"/>	<input checked="" type="radio"/>
Volunteer work	<input type="radio"/>	<input checked="" type="radio"/>	<input type="radio"/>	<input type="radio"/>
Work experience	<input type="radio"/>	<input checked="" type="radio"/>	<input type="radio"/>	<input type="radio"/>
Level of applicant's interest	<input type="radio"/>	<input type="radio"/>	<input checked="" type="radio"/>	<input type="radio"/>

SAT and ACT Policies

C8. Entrance exams

Does your institution make use of SAT, ACT, or SAT Subject Test scores in admission decisions for first-time, first-year degree-seeking applicants?	<input checked="" type="radio"/> Yes <input type="radio"/> No
---	--

If yes, please select the appropriate boxes below to reflect your institution's policies for use in admission for Fall 2008.

	ADMISSIONS				
	Require	Recommend	Require for some	Consider if submitted	Not used
SAT Test only	<input type="radio"/>	<input type="radio"/>	<input type="radio"/>	<input type="radio"/>	<input type="radio"/>

ACT Only	<input type="radio"/>	<input type="radio"/>	<input type="radio"/>	<input type="radio"/>	<input type="radio"/>
SAT or ACT	<input checked="" type="radio"/>	<input type="radio"/>	<input type="radio"/>	<input type="radio"/>	<input type="radio"/>
SAT or SAT Subject Tests	<input type="radio"/>	<input type="radio"/>	<input type="radio"/>	<input type="radio"/>	<input type="radio"/>
SAT Subject Tests only	<input type="radio"/>	<input type="radio"/>	<input type="radio"/>	<input type="radio"/>	<input type="radio"/>

B. If your institution will make use of the ACT in **admission** decisions for first-time, first-year, degree-seeking applicants for **Fall 2008**, please indicate which ONE of the following applies: (regardless of whether the writing score will be used in the admissions process):

- ACT with Writing component required
- ACT without Writing component accepted
- ACT with or without Writing component accepted

C. Please indicate how your institution will use the SAT or ACT writing component; check all that apply:

For admission	<input type="checkbox"/>
For placement	<input type="checkbox"/>
For advising	<input type="checkbox"/>
In place of an application essay	<input type="checkbox"/>
As a validity check on the application essay	<input type="checkbox"/>
No college policy as of now	<input type="checkbox"/>
Not using essay component	<input type="checkbox"/>

D. In addition, does your institution use applicants' test scores for placement or counseling?

Placement	<input type="radio"/> Yes <input type="radio"/> No
Counseling	<input type="radio"/> Yes <input type="radio"/> No

E. Latest date by which SAT or ACT scores must be received for fall-term admission: 03/15

Latest date by which SAT Subject Tests scores must be received for fall-term admission:

F. If necessary, use this space to clarify your test policies (e.g. if tests recommended for some students, or if tests not required of some students):

Freshman Profile

Provide percentages for ALL enrolled, degree-seeking, full-time and part-time, first-time, first-year (freshman) students enrolled in Fall 2006, including students who began studies during summer, international students/nonresident aliens, and students admitted under special arrangements.

C9. Percent and number of first-time, first-year (freshman) students enrolled in Fall 2006 who submitted national standardized (SAT/ACT) test scores.

Include information for ALL enrolled, first-time, first-year (freshman) degree-seeking students who submitted test scores. Do not include partial test scores (e.g. mathematics scores but not verbal for a category of students) or combine other

standardized test results (such as TOEFL) in this item. The 25th percentile is the score that 25 percent scored at or below; the 75th percentile score is the one that 25 percent scored at or above.

Percent submitting SAT scores	83
Percent submitting ACT scores	19
Number submitting SAT scores	1,750
Number submitting ACT scores	408

	25th percentile	75th percentile
SAT I Verbal	480	570
SAT I Math	490	580
ACT Composite	19	22
ACT English	18	23
ACT Math	17	22


Percent of first-time, first-year (freshman) students with scores in each range:

	SAT I Verbal	SAT I Math
700-800	1	2
600-699	16	19
500-599	50	49
400-499	33	29
300-399	1	1
200-299	0	0

	ACT Composite	ACT English	ACT Math
30-36	1	2	1
24-29	16	18	22
18-23	69	57	50
12-17	13	22	28
6-11	0	2	0
below 6	0	0	0

C10. Percent of all degree-seeking, first-time, first-year (freshman) students who had high school class rank within each of the following ranges (report information for those students from whom you collected high school rank information).

Percent in top 10th of high school graduating class	14
Percent in top quarter of high school graduating class	46
Percent in top half of high school graduating class	87
Percent in bottom half of high school graduating class	1
Percent in bottom quarter of high school graduating class	13
Percent of total first-time, first-year (freshman) students who submitted high school class rank:	67

C11.  Percent of all enrolled, degree-seeking first-time, first-year (freshman) students who had high school grade-point averages within each of the following ranges (using 4.0 scale); report information only for those students from whom you collected high school GPA.

Percent who had GPA of 3.75 or higher	15
---------------------------------------	----

Percent who had GPA between 3.50 and 3.74	16
Percent who had GPA between 3.25 and 3.49	19
Percent who had GPA between 3.00 and 3.24	26
Percent who had GPA between 2.50 and 2.99	24
Percent who had GPA between 2.00 and 2.49	0
Percent who had a GPA between 1.0 and 1.99	0
Percent who had a GPA below 1.0	0

C12.

Average high school GPA of all degree-seeking, first-time, first year (freshman) students who submitted GPA:	3.3
Percent of total first-time, first-year (freshman) students who submitted high school GPA:	95

Admission Policies**C13. Application Fee**

Does your institution have an application fee?	<input checked="" type="radio"/> Yes <input type="radio"/> No
Amount of application fee	40
Can it be waived for applicants with financial need?	<input checked="" type="radio"/> Yes <input type="radio"/> No
If you have an application fee and an on-line application option, please indicate policy for students who apply on-line:	
Same fee:	<input checked="" type="radio"/> Yes <input type="radio"/> No
Free:	<input type="radio"/> Yes <input checked="" type="radio"/> No
Reduced:	<input type="radio"/> Yes <input checked="" type="radio"/> No
Can on-line application fee be waived for applicants with financial need?	<input checked="" type="radio"/> Yes <input type="radio"/> No

C14. Application Closing Date

Does your institution have an application closing date?	<input checked="" type="radio"/> Yes <input type="radio"/> No
Application closing date (Fall)	5/1
Priority date	03/15

C15.

Are first-time, first-year students accepted for terms other than the fall?	<input checked="" type="radio"/> Yes <input type="radio"/> No
--	---

C16. Notification to applicants of admission decision sent (fill in one only)

On a rolling basis beginning (date)	01/15
By (date)	
Other	

C17. Reply policy for admitted applicants (fill in one only)

Must reply by (date)	
No set date	<input checked="" type="checkbox"/>
Must reply by May 1 or within	weeks if notified thereafter
Other	
Deadline for housing deposit (MM/DD):	5/1
Amount of housing deposit:	150
Refundable if student does not enroll?	<input checked="" type="radio"/> Yes, in full <input type="radio"/> Yes, in part

	<input type="radio"/> No
--	--------------------------

C18. Deferred admission:

Does your institution allow students to postpone enrollment after admission?	<input checked="" type="radio"/> Yes <input type="radio"/> No
If yes, maximum period of postponement:	12 months

C19. Early admission of high school students:

Does your institution allow high school students to enroll as full-time, first-time, first-year (freshman) students one year or more before high school graduation?	<input checked="" type="radio"/> Yes <input type="radio"/> No
---	---

C20. Common application

Will you accept the Common Application distributed by the National Association of Secondary School Principals if submitted?	<input type="radio"/> Yes <input type="radio"/> No
If "yes," are supplemental forms required?	<input type="radio"/> Yes <input type="radio"/> No
Is your college a member of the Common Application Group?	<input type="radio"/> Yes <input type="radio"/> No

Early Decision and Early Action Plans**C21. Early decision**

Does your institution offer an early decision plan (an admission plan that permits students to apply and be notified of an admission decision well in advance of the regular notification date and that asks students to commit to attending if accepted) for first-time, first-year (freshman) applicants for Fall enrollment?	<input type="radio"/> Yes <input checked="" type="radio"/> No
---	---

If "yes," please complete the following:

First or only early decision plan closing date	
First or only early decision plan notification date	
Other early decision plan closing date	
Other early decision plan notification date	
Number of early decision applicants received by your institution for the Fall 2006 entering class:	
Number of applicants admitted under early decision plan for the Fall 2006 entering class:	
Please provide significant details about your early decision plan.	

C22. Early action:

Do you have a nonbinding early action plan whereby students are notified of an admission decision well in advance of the regular notification date but do not have to commit to attending your college?	<input checked="" type="radio"/> Yes <input type="radio"/> No
---	---

If "yes," please complete the following:

Early action closing date	12/15
Early action notification date	01/15
<input checked="" type="radio"/> Rolling <input type="radio"/> Not Rolling	
Is your early action plan a "restrictive" plan under which you limit students from applying to other early plans?	<input type="radio"/> Yes <input checked="" type="radio"/> No

Common Data Set D: Transfer Admission (2006-2007)**Fall Applicants****D1.**

Does your institution enroll transfer students?	<input checked="" type="radio"/> Yes <input type="radio"/> No
---	---

(If no, please skip to Section E)

If yes, may transfer students earn advanced standing credit by transferring credits earned from course work completed at other colleges/universities?	<input checked="" type="radio"/> Yes <input type="radio"/> No
---	---

D2. Provide the number of students who applied, were admitted, and enrolled as degree-seeking transfer students in Fall 2006.

	Applicants	Admitted Applicants	Enrolled Applicants
Men	1,132	1,001	617
Women	1,940	1,784	1,066
Total	3,072	2,785	1,683

Application for Admission**D3. Indicate terms for which transfers may enroll:**

<input checked="" type="checkbox"/> Fall <input type="checkbox"/> Winter <input checked="" type="checkbox"/> Spring <input checked="" type="checkbox"/> Summer
--

D4.

Must a transfer applicant have a minimum number of credits completed or else must apply as an entering freshman?	<input checked="" type="radio"/> Yes <input type="radio"/> No
If yes, what is the minimum number of credits and the unit of measure?	1

D5. Indicate all items required of transfer students to apply for admission:

	Required of All	Recommended of All	Recommended of Some	Required of Some	Not Required
High school transcript	<input type="checkbox"/>	<input type="checkbox"/>	<input checked="" type="checkbox"/>	<input type="checkbox"/>	<input type="checkbox"/>
College transcript(s)	<input checked="" type="checkbox"/>	<input type="checkbox"/>	<input type="checkbox"/>	<input type="checkbox"/>	<input type="checkbox"/>
Essay or personal statement	<input type="checkbox"/>	<input checked="" type="checkbox"/>	<input type="checkbox"/>	<input type="checkbox"/>	<input type="checkbox"/>
Interview	<input type="checkbox"/>	<input type="checkbox"/>	<input type="checkbox"/>	<input checked="" type="checkbox"/>	<input type="checkbox"/>
Standardized test score	<input type="checkbox"/>	<input type="checkbox"/>	<input type="checkbox"/>	<input checked="" type="checkbox"/>	<input type="checkbox"/>
Statement of good standing from prior institution(s)	<input type="checkbox"/>	<input type="checkbox"/>	<input type="checkbox"/>	<input type="checkbox"/>	<input checked="" type="checkbox"/>

D6.

If a minimum high school grade point average is required of transfer applicants, specify (on a 4.0 scale):	2.7
--	-----

D7.

If a minimum college grade point average is required of transfer applicants, specify (on a 4.0 scale):	2.2
--	-----

D8.

List any other application requirements specific to transfer applicants:

D9. List application priority, closing, notification, and candidate reply dates for transfer students. If applications are reviewed on a continuous or rolling basis, place a check mark in the "Rolling admission" column.

	Priority Date	Closing Date	Notification Date	Reply Date	Rolling Admission
Fall	03/15	05/01			<input checked="" type="checkbox"/>
Winter					<input type="checkbox"/>
Spring		10/01			<input checked="" type="checkbox"/>
Summer					<input type="checkbox"/>

D10.

Does an open admission policy, if reported, apply to transfer students? Yes No

D11.

Describe additional requirements for transfer admission, if applicable:

Transfer Credit Policies**D12.**

Report the lowest grade earned for any course that may be transferred for credit:

D13.

Maximum number of credits or courses that may be transferred from a two-year institution:
unit type:

D14.

Maximum number of credits or courses that may be transferred from a four-year institution:
unit type:

D15.

Minimum number of credits that transfers must complete at your institution to earn an associate degree:

D16.

Minimum number of credits that transfers must complete at your institution to earn a bachelor's degree:

D17.

Describe other transfer credit policies:
Minimum of 60 semester hours must be completed at Old Dominion University if student wishes to graduate with honors.

Common Data Set E: Academic Offerings And Policies (2006-2007)**E1. Special study options:**

Identify those programs available at your institution. Refer to the glossary for

definitions.

- | | |
|--|---|
| <input checked="" type="checkbox"/> Accelerated program | <input checked="" type="checkbox"/> Honors program |
| <input checked="" type="checkbox"/> Cooperative education program | <input checked="" type="checkbox"/> Independent study |
| <input checked="" type="checkbox"/> Cross-registration | <input checked="" type="checkbox"/> Internships |
| <input checked="" type="checkbox"/> Distance learning | <input checked="" type="checkbox"/> Liberal arts/career combination |
| <input checked="" type="checkbox"/> Double major | <input checked="" type="checkbox"/> Student-designed major |
| <input checked="" type="checkbox"/> Dual enrollment | <input checked="" type="checkbox"/> Study abroad |
| <input checked="" type="checkbox"/> English as a Second Language (ESL) | <input checked="" type="checkbox"/> Teacher certification program |
| <input checked="" type="checkbox"/> Exchange student program (domestic) | <input checked="" type="checkbox"/> Weekend college |
| <input type="checkbox"/> External degree program | |
| <input checked="" type="checkbox"/> Other (specify):
Experiential Learning. | |

E2. This question has been removed from the Common Data Set

E3. Areas in which all or most students are required to complete some course work prior to graduation

- | | |
|--|---|
| <input checked="" type="checkbox"/> Arts/fine arts | <input checked="" type="checkbox"/> Humanities |
| <input checked="" type="checkbox"/> Computer literacy | <input checked="" type="checkbox"/> Mathematics |
| <input checked="" type="checkbox"/> English (including composition) | <input checked="" type="checkbox"/> Philosophy |
| <input checked="" type="checkbox"/> Foreign languages | <input checked="" type="checkbox"/> Sciences (biological or physical) |
| <input checked="" type="checkbox"/> History | <input checked="" type="checkbox"/> Social science |
| <input checked="" type="checkbox"/> Other (describe):
Other (describe): Oral communication and Literature | |

Common Data Set F: Student Life (2006-2007)

F1. Percentage of first-times, first-year (freshman) students and all degree-seeking undergraduates enrolled in Fall 2006 who fit the following categories:

	First-time, first-year (freshman) students	Undergraduates
Percent who are from out of state (exclude international/nonresident aliens from the numerator and denominator)	12	9
Percent of men who join fraternities	11	5
Percent of women who join sororities	8	3
Percent who live in college-owned, -operated, or -affiliated housing	66	29
Percent who live off campus or commute	34	71
Percent of students age 25 and older	1	29
Average age of full-time students	18	22
Average age of all students (full- and part-time)	18	24

F2. Activities offered:

Identify those programs available at your institution.

<input checked="" type="checkbox"/> Choral groups	<input type="checkbox"/> Marching band	<input checked="" type="checkbox"/> Student government
<input checked="" type="checkbox"/> Concert band	<input checked="" type="checkbox"/> Music ensembles	<input checked="" type="checkbox"/> Student newspaper
<input checked="" type="checkbox"/> Dance	<input checked="" type="checkbox"/> Musical theater	<input type="checkbox"/> Student-run film society
<input checked="" type="checkbox"/> Drama/theater	<input type="checkbox"/> Opera	<input type="checkbox"/> Symphony orchestra
<input checked="" type="checkbox"/> Jazz band	<input checked="" type="checkbox"/> Pep band	<input checked="" type="checkbox"/> Television station
<input checked="" type="checkbox"/> Literary magazine	<input checked="" type="checkbox"/> Radio station	<input checked="" type="checkbox"/> Yearbook

F3. ROTC

(program offered in cooperation with Reserve Officer's Training Corps)

Army ROTC is offered:	Navy ROTC is offered:	Air Force ROTC is offered:
<input checked="" type="checkbox"/> On campus	<input checked="" type="checkbox"/> On campus	<input type="checkbox"/> On campus
<input type="checkbox"/> At cooperating institutions (name):	<input type="checkbox"/> At cooperating institutions (name):	<input type="checkbox"/> At cooperating institutions (name):

F4.  Housing

Check all types of college-owned, -operated, or -affiliated housing available for undergraduates at your institution.

<input checked="" type="checkbox"/> Coed dorms	<input checked="" type="checkbox"/> Special housing for disabled student
<input type="checkbox"/> Men's dorms	<input checked="" type="checkbox"/> Special housing for international students
<input type="checkbox"/> Women's dorms	<input type="checkbox"/> Fraternity/sorority housing
<input type="checkbox"/> Apartments for married students	<input type="checkbox"/> Cooperative housing
<input checked="" type="checkbox"/> Apartments for single students	
<input checked="" type="checkbox"/> Other housing options (specify): off-campus apartments	

Common Data Set G: Annual Expenses (2006-2007)

Provide 2007-2008 academic year costs for the following categories that are applicable to your institution.

Check here if your institution's 2007-2008 academic year costs are not available at this time and provide an approximate date (i.e., month/day) when your institution's final 2007-2008 academic year costs will be available: **8/15/06**

G1.  Undergraduate full-time tuition, required fees, room and board

List the typical tuition, required fees, and room and board for a full-time undergraduate student for the FULL 2007-2008 academic year (30 semester or 45 quarter hours for institutions that derive annual tuition by multiplying credit hour cost by number of credits). A full academic year refers to the period of time generally extending from September to June; usually equated to two semesters, two trimesters, three quarters, or the period covered by a four-one-four plan. Room and board is defined as double occupancy and 19 meals per week or the maximum meal plan. Required fees include only charges that all full-time students must pay that are not included in tuition (e.g., registration, health, or activity fees.) Do not include optional fees (e.g., parking, laboratory use).

	First-Year	Undergraduates
PRIVATE INSTITUTIONS Tuition:		
PUBLIC INSTITUTIONS Tuition: (in-district)	\$5,910.00	\$5,910.00

PUBLIC INSTITUTIONS In-state: (out-of-district)	\$5,910.00	\$5,910.00
PUBLIC INSTITUTIONS Out-of-state	\$16,470.00	\$16,470.00
NONRESIDENT ALIENS Tuition:	\$16,470.00	\$16,470.00
REQUIRED FEES:	\$188.00	\$188.00
ROOM AND BOARD: (on-campus)	\$6,640.00	\$6,640.00
ROOM ONLY: (on-campus)	\$3,640.00	\$3,640.00
BOARD ONLY: (on-campus meal plan)	\$3,000.00	\$3,000.00
Comprehensive tuition and room and board fee (if your college cannot provide separate tuition and room and board fees):		
Other:		

G2.

Number of credits per term a student can take for the stated full-time tuition			
Minimum		Maximum	

G3.

Do tuition and fees vary by year of study (e.g., sophomore, junior, senior)?	<input type="radio"/> Yes	<input checked="" type="radio"/> No
--	---------------------------	-------------------------------------

G4.

If tuition and fees vary by undergraduate instructional program, describe briefly:

G5. Provide the estimated expenses for a typical full-time undergraduate student.

	Residents	Commuters (living at home)	Commuters (not living at home)
Books and supplies:	\$900.00	\$900.00	\$900.00
Room only:	\$3,640.00	\$3,640.00	\$3,640.00
Board only:	\$3,000.00	\$3,000.00	\$3,000.00
Transportation:	\$1,000.00	\$1,000.00	\$1,000.00
Other expenses:	\$1,875.00	\$1,875.00	\$1,875.00

G6. Undergraduate per-credit-hour charges (tuition only):

PRIVATE INSTITUTIONS:	
PUBLIC INSTITUTIONS: (in-district)	
PUBLIC INSTITUTIONS In-state: (out-of-district)	\$197.00
PUBLIC INSTITUTIONS Out-of-state:	\$549.00
NONRESIDENT ALIENS:	\$549.00

Common Data Set H: Financial Aid (2006-2007)**Aid Awarded to Enrolled Undergraduates**

H1. Enter total dollar amounts awarded to enrolled full-time and less than full-time degree-seeking undergraduates (using the same cohort reported in CDS Question B1, "total degree-seeking" undergraduates) in the following categories. (Note: If the data being reported are final figures for the 2005-2006 academic year (see the next item below), use the 2005-2006 academic year's CDS Question B1 cohort.) Include aid awarded to international students (i.e., those not qualifying for federal aid). **Aid that is non-need-based but that was used to meet need should be reported in the need-based aid**

columns. (For a suggested order of precedence in assigning categories of aid to cover need, see the entry for "non-need-based scholarship or grant aid" on the last page of the definitions section.)


Indicate academic year for which data are reported:	
<input checked="" type="radio"/> 2006-2007 estimated or	<input type="radio"/> 2005-2006 final

Which needs-analysis methodology does your institution use in awarding institutional aid?

<input checked="" type="radio"/>	Federal methodology (FM)
<input type="radio"/>	Institutional methodology (IM)
<input type="radio"/>	Both FM and IM

	Need-based & (Include non-need-based aid used to meet need.)	Non-need-based \$ (Exclude non-need-based aid used to meet need.)
Scholarships/Grants:		
Federal	\$10,509,896.00	\$0.00
State (i.e., all states, not only the state in which your institution is located)	\$9,440,921.00	\$190,240.00
Institutional: Endowed scholarships, annual gifts and tuition funded grants, awarded by the college, excluding athletic aid and tuition waivers (which are reported below).	\$787,562.00	\$5,225,231.00
Scholarships/grants from external sources (e.g., Kiwanis, National Merit) not awarded by the college	\$186,292.00	\$1,346,073.00
Total Scholarships/Grants	\$20,924,671.00	\$6,761,544.00
Self-Help		
Student Loans from all sources (excluding parent loans)	\$21,126,886.00	\$21,240,888.00
Federal Work Study	\$1,088,691.00	
State and other (e.g., institutional) workstudy/ employment (Note: Excludes Federal Work-Study captured above.)		
Total Self-Help	\$22,215,577.00	\$21,240,888.00
Other		
Parent Loans		\$6,590,880.00
Tuition Waivers Reporting is optional. Report tuition waivers in this row if you choose to report them. Do not report tuition waivers elsewhere.		\$0.00
Athletic Awards		\$2,331,734.00

Number of Enrolled Students Awarded Aid

H2.  Number of Enrolled Students Awarded Aid: List the number of degree-seeking full-time and less-than-full-time undergraduates who applied for and were awarded financial aid from any source. **Aid that is non-need-based but that was used to meet need should be counted as need-based aid.** Numbers should reflect the cohort awarded the dollars reported in H1. Note: In the chart below, students may be counted in more than one row, and full-time freshmen should also be counted as full-time undergraduates.

Note: In the chart below, students may be counted in more than one row, and full-time freshmen should also be counted as full-time undergraduates.

	First-time	Full-time	Less than
--	------------	-----------	-----------

	Full-time Freshmen	Undergraduate (incl. Fresh)	Full-time Undergraduate
a) Number of degree-seeking undergraduate students (CDS Item B1 if reporting on Fall 2006 cohort)	2,099	10,958	3,887
b) Number of students in line a who applied for need-based financial aid	1,543	7,611	1,602
c) Number of students in line b who were determined to have financial need	1346	6,353	1,222
d) Number of students in line c who were awarded any financial aid	1,211	5,970	1,058
e) Number of students in line d who were awarded any need-based scholarship or grant aid	631	3,153	552
f) Number of students in line d who were awarded any need-based self-help aid	640	3,732	714
g) Number of students in line d who were awarded any non-need-based scholarship or grant aid	421	1,299	46
h) Number of students in line d whose need was fully met (<u>exclude PLUS loans, unsubsidized loans and private alternative loans.</u>)	666	2,931	437
i) On average, the percentage of need that was met of students who were awarded any need-based aid. Exclude any aid that was awarded in excess of need as well as any resources that were awarded to replace EFC (<u>PLUS loans, unsubsidized loans and private alternative loans</u>)	83.00	85.00	78.00
j) The average financial aid package of those in line d . Exclude any resources that were awarded to replace EFC (<u>PLUS loans, unsubsidized loans and private alternative loans.</u>)	\$6,457.00	\$6,651.00	\$4,838.00
k) Average need-based scholarship and grant award of those in line e	\$4,299.00	\$3,820.00	\$2,184.00
l) Average need-based self-help award (<u>excluding PLUS loans, unsubsidized loans and private alternative loans</u>) of those in line f	\$2,872.00	\$3,938.00	\$4,114.00
m) Average need-based loan (<u>excluding PLUS loans, unsubsidized loans and private alternative loans</u>) of those in line f who were awarded a need-based loan	\$2,702.00	\$3,763.00	\$4,080.00

H2A. Number of Enrolled Students Awarded Non-need-based Scholarships and Grants:

List the number of degree-seeking full-time and less-than-full-time undergraduates who had no financial need and who were awarded institutional non-need-based scholarship or grant aid. Numbers should reflect the cohort awarded the dollars reported in H1. Note: In the chart below, students may be counted in more than one row, and full-time freshmen should also be counted as full-time undergraduates.

	First-time Full-time Freshmen	Full-time Undergrad (incl. Fresh)	Less than Full-time Undergrad
n) Number of students in line a who had no			

financial need and who were awarded institutional non-need-based scholarship or grant aid (exclude those who were awarded athletic awards and tuition benefits)	112	415	36
o) Average dollar amount of institutional non-need-based scholarship and grant aid awarded to students in line n	\$5,938.00	\$3,967.00	\$1,365.00
p) Number of students in line a who were awarded an institutional non-need-based athletic scholarship or grant	52	208	2
q) Average dollar amount of institutional non-need-based athletic scholarships and grants awarded to students in line p	\$9,230.00	\$11,095.00	\$12,027.00

H3. Incorporated into H1 above.

Note: These are the graduates and loan types to include and exclude in order to fill out CDS H4, H4a, H5, and H5a.

Include:

* 2006 undergraduate class who graduated between July 1, 2005 and June 30, 2006 who started at your institution as first- time students and received a bachelor's degree between July 1, 2005 and June 30, 2006.

* only loans made to students who borrowed while enrolled at your institution.

* co-signed loans.

Exclude:

* those who transferred in.

* money borrowed at other institutions.

H4.

Provide the percentage of the class (defined above) who borrowed at any time through any loan programs (institutional, state, Federal Perkins, Federal Stafford Subsidized and Unsubsidized, private loans that were certified by your institution, etc.; exclude parent loans). Include both Federal Direct Student Loans and Federal Family Education Loans.	80.00
--	-------

H4A.

Provide the percentage of the class (defined above) who borrowed at any time through federal loan programs--Federal Perkins, Federal Stafford Subsidized and Unsubsidized. Include both Federal Direct Student Loans and Federal Family Education Loans. NOTE: exclude all institutional, state, private alternative loans and parent loans.	80
--	----

H5.

Report the average per-borrower cumulative undergraduate indebtedness of those in line H4	\$16,850.00
---	-------------

H5A.

Report the average per-borrower cumulative undergraduate indebtedness through federal loan programs--Federal Perkins, Federal Stafford Subsidized and Unsubsidized. Include both Federal Direct Student Loan and Federal Family Education Loans. These are listed in line 4a. NOTE: exclude all institutional, state, private alternative loans and exclude parent loans.	16850
---	-------

Aid to Undergraduate Degree-seeking Nonresident Aliens (Note: Report numbers and dollar amounts for the same academic year checked in item H1.)

H6. Indicate your institution's policy regarding institutional scholarship and grant aid for

undergraduate degree-seeking nonresident aliens:

<input checked="" type="checkbox"/>	Institution need-based scholarship or grant aid is available
<input checked="" type="checkbox"/>	Institution non-need-based scholarship or grant aid is available
<input type="checkbox"/>	Institution scholarship or grant aid is not available

If institutional financial aid is available for undergraduate degree-seeking nonresident aliens, provide the number of undergraduate degree-seeking nonresident aliens who were awarded need-based or non-need-based aid:	
Average dollar amount of institutional financial aid awarded to undergraduate degree-seeking nonresident aliens:	
Total dollar amount of institutional financial aid awarded to undergraduate degree-seeking nonresident aliens:	

H7. Check off all financial aid forms nonresident alien first-year financial aid applicants must submit:

<input type="checkbox"/>	Institution's own financial aid form
<input type="checkbox"/>	CSS/Financial Aid PROFILE
<input type="checkbox"/>	International Student's Financial Aid Application
<input checked="" type="checkbox"/>	International Student's Certification of Finances
<input type="checkbox"/>	Other:

Process for First-Year/Freshman Students

H8. Check off all financial aid forms domestic.

<input checked="" type="checkbox"/>	FAFSA	<input type="checkbox"/>	State aid form
<input type="checkbox"/>	Institution's own financial aid form	<input type="checkbox"/>	Noncustodial PROFILE
<input type="checkbox"/>	CSS/Financial Aid PROFILE	<input type="checkbox"/>	Other:
<input type="checkbox"/>	Business/Farm Supplement		

H9. Indicate filing dates for first-year (freshman) students:

Priority date for filing required financial aid forms:	02/15
Deadline for filing required financial aid forms:	03/15
No deadline for filing required forms (applications processed on a rolling basis):	<input type="checkbox"/>

H10. Indicate notification dates for first-year (freshman) students: (answer a or b)

a) Students notified on or about (date):	
b) Students notified on a rolling basis:	<input checked="" type="radio"/> Yes <input type="radio"/> No If yes, starting date: 02/01

H11. Indicate reply dates:

Students must reply by (date):		or within	2	weeks of notification.
--------------------------------	--	-----------	---	------------------------

Types of Aid Available

Please check off all types of aid available to undergraduates at your institution:

H12. Loans

FEDERAL DIRECT STUDENT LOAN PROGRAM (DIRECT LOAN)	
<input checked="" type="checkbox"/>	Direct Subsidized Stafford Loans
<input checked="" type="checkbox"/>	Direct Unsubsidized Stafford Loans
<input checked="" type="checkbox"/>	Direct PLUS loans
FEDERAL FAMILY EDUCATION LOAN PROGRAM (FFEL)	
<input type="checkbox"/>	FFEL Subsidized Stafford Loans

<input type="checkbox"/>	FFEL Unsubsidized Stafford Loans
<input type="checkbox"/>	FFEL PLUS loans, unsubsidized loans
<input checked="" type="checkbox"/>	Federal Perkins Loans
<input checked="" type="checkbox"/>	Federal Nursing Loans
<input type="checkbox"/>	State Loans
<input checked="" type="checkbox"/>	College/university loans from institutional funds
<input type="checkbox"/>	Other (Specify):

H13. Scholarships and Grants

Need-based:	
<input checked="" type="checkbox"/>	Federal Pell
<input checked="" type="checkbox"/>	SEOG
<input checked="" type="checkbox"/>	State scholarships/grants
<input checked="" type="checkbox"/>	Private scholarships
<input checked="" type="checkbox"/>	College/university scholarship or grant aid from institutional funds
<input checked="" type="checkbox"/>	United Negro College Fund
<input checked="" type="checkbox"/>	Federal Nursing Scholarships
<input type="checkbox"/>	Other (Specify):

H14. Check off criteria used in awarding institutional aid. Check all that apply.

	Non-need	Need-based
Academics	<input checked="" type="checkbox"/>	<input type="checkbox"/>
Alumni affiliation	<input checked="" type="checkbox"/>	<input type="checkbox"/>
Art	<input checked="" type="checkbox"/>	<input type="checkbox"/>
Athletics	<input checked="" type="checkbox"/>	<input type="checkbox"/>
Job skills	<input type="checkbox"/>	<input type="checkbox"/>
ROTC	<input checked="" type="checkbox"/>	<input type="checkbox"/>
Leadership	<input checked="" type="checkbox"/>	<input type="checkbox"/>
Minority status	<input type="checkbox"/>	<input type="checkbox"/>
Music/drama	<input checked="" type="checkbox"/>	<input type="checkbox"/>
Religious affiliation	<input type="checkbox"/>	<input type="checkbox"/>
State/district residency	<input checked="" type="checkbox"/>	<input checked="" type="checkbox"/>

Common Data Set I: Instructional Faculty And Class Size (2006-2007)

I-1. Please report number of instructional faculty members in each category for Fall 2006. Include faculty who are on your institution's payroll on the census date your institution uses for IPEDS/AAUP.

The following definition of full-time instructional faculty is used by the American Association of University Professors (AAUP) in its annual Faculty Compensation Survey (the part time

definitions are not used by AAUP). Instructional Faculty is defined as those members of the instructional-research staff whose major regular assignment is instruction, including those with released time for research. Use the chart below to determine inclusions and exclusions:

	Full-time	Part-time
(a) instructional faculty in preclinical and clinical medicine, faculty who are not paid (e.g., those who donate their services or are in the military), or research-only faculty, post-doctoral fellows, or predoctoral fellows	Exclude	Include only if they teach one or more non-clinical credit courses
(b) administrative officers with titles such as dean of students, librarian, registrar, coach, and the like, even though they may devote part of their time to classroom instruction and may have faculty status	Exclude	Include if they teach one or more non-clinical credit courses
(c) other administrators/staff who teach one or more non-clinical credit courses even though they do not have faculty status	Exclude	Include
(d) undergraduate or graduate students who assist in the instruction of courses, but have titles such as teaching assistant, teaching fellow, and the like	Exclude	Exclude
(e) faculty on sabbatical or leave with pay	Include	Exclude
(f) faculty on leave without pay	Exclude	Exclude
(g) replacement faculty for faculty on sabbatical leave or leave with pay	Exclude	Include

Full-time instructional faculty: faculty employed on a full-time basis for instruction (including those with released time for research)

Part-time instructional faculty: Adjuncts and other instructors being paid solely for part-time classroom instruction. Also includes full-time faculty teaching less than two semesters, three quarters, two trimesters, or two four-month sessions. Employees who are not considered full-time instructional faculty but who teach one or more non-clinical credit courses may be counted as part-time faculty.

Minority faculty: includes faculty who designate themselves as black, non-Hispanic; American Indian or Alaskan native; Asian or Pacific Islander; or Hispanic.

Doctorate: includes such degrees as Doctor of Education, Doctor of Juridical Science, Doctor of Public Health, and Doctor of Philosophy degree in any field such as agronomy, food technology, education, engineering, public administration, ophthalmology, or radiology.

First-professional: includes the fields of dentistry (DDS or DMD), medicine (MD), optometry (OD), osteopathic medicine (DO), pharmacy (DPharm or BPharm), podiatric medicine (DPM), veterinary medicine (DVM), chiropractic (DC or DCM), law (JD) and theological professions (MDiv, MHL).

Terminal degree: the highest degree in a field: example, M. Arch (architecture) and MFA (master of fine arts).

	Full-time	Part-time	Total
a.) Total number of instructional faculty	663	354	1,017
b.) Total number who are members of minority groups	137	53	190
c.) Total number who are women	252	208	460
d.) Total number who are men	411	146	557
e.) Total number who are non-resident aliens (international)	48	8	56
f.) Total number with doctorate, first professional, or other terminal degree	535	10	545
g.) Total number whose highest degree is a master's but not a terminal master's	121		121
h.) Total number whose highest degree is a bachelor's	4		4

i.) Total number whose highest degree is unknown or other (Note: Items f, g, h, and i must sum up to item a.)	3		3
j.) Total number in stand-alone graduate/ professional programs in which faculty teach virtually only graduate-level students			

I-2. Student to Faculty Ratio

Report the Fall 2006 ratio of full-time equivalent students (full-time plus 1/3 part time) to full-time equivalent instructional faculty (full time plus 1/3 part time). In the ratio calculations, exclude both faculty and students in stand-alone graduate or professional programs such as medicine, law, veterinary, dentistry, social work, business, or public health in which faculty teach virtually only graduate level students. Do not count undergraduate or graduate student teaching assistants as faculty.

Fall 2006 Student to Faculty ratio:	17 to 1 based on 14838 students and 874 faculty
-------------------------------------	---

I-3. Undergraduate Class Size


In the table below, please use the following definitions to report information about the size of classes and class sections offered in the Fall 2006 term.

Class Sections: A class section is an organized course offered for credit, identified by discipline and number, meeting at a stated time or times in a classroom or similar setting, and not a subsection such as a laboratory or discussion session. Undergraduate class sections are defined as any sections in which at least one degree-seeking undergraduate student is enrolled for credit. Exclude distance learning classes and noncredit classes and individual instruction such as dissertation or thesis research, music instruction, or one-to-one readings. Exclude students in independent study, co-operative programs, internships, foreign language taped tutor sessions, practicums, and all students in one-on-one classes. Each class section should be counted only once and should not be duplicated because of course catalog cross-listings.

Class Subsections: A class subsection includes any subsection of a course, such as laboratory, recitation, and discussion subsections that are supplementary in nature and are scheduled to meet separately from the lecture portion of the course. Undergraduate subsections are defined as any subsections of courses in which degree-seeking undergraduate students enrolled for credit. As above, exclude noncredit classes and individual instruction such as dissertation or thesis research, music instruction, or one-to-one readings. Each class subsection should be counted only once and should not be duplicated because of cross-listings.

Using the above definitions, please report for each of the following class-size intervals the number of class sections and class subsections offered in Fall 2006. For example, a lecture class with 800 students who met at another time in 40 separate labs with 20 students should be counted once in the "100+" column in the class section column and 40 times under the "20-29" column of the class subsections table.

Number of Class Sections with Undergraduates Enrolled.

 Undergraduate Class Size (provide numbers)

	2-9	10-19	20-29	30-39	40-49	50-99	100+	Total
CLASS SECTIONS	292	459	359	364	160	123	66	1,823
	2-9	10-19	20-29	30-39	40-49	50-99	100+	Total
CLASS SUB-SECTIONS	31	80	226	15	0	0	0	352

Common Data Set J: Degrees Conferred (2006-2007)

Degrees conferred between July 1, 2005 and June 30, 2006

For each of the following discipline areas, provide the percentage of diplomas/certificates, associate, and Bachelor's degrees awarded. To determine the percentage, use majors, not headcount (e.g. students with one degree but a double major will be represented twice). Calculate the percentage from your institution's IPEDS Completions by using the sum of 1st and 2nd majors for each CIP code as the numerator and the sum of the Grand Total by 1st Majors and the Grand Total by 2nd major as the denominator. If you prefer, you can

compute the percentages using 1st majors only.

Category	Diploma/ Certificates	Associate	Bachelor's	CIP 1990 Categories to Include	CIP 2000 Categories to Include
Agriculture				1 and 2	1
Architecture				4	4
Area and ethnic studies			.100	5	5
Biological/life sciences			3.700	26	26
Business/marketing			20.500	8 and 52	52
Communications/communication technologies				9 and 10	9 and 10
Computer and information sciences			2.600	11	11
Education			5.000	13	13
Engineering/engineering technologies			6.000	14 and 15	14 and 15
English			9.600	23	23
Foreign languages and literature			.600	16	16
Health professions and related sciences			17.600	51	51
Home economics and vocational home economics				19 and 20	19
Interdisciplinary studies			6.500	30	30
Law/legal studies				22	22
Liberal arts/general studies				24	24
Library science				25	25
Mathematics			1.000	27	27
Military science and technologies				28 and 29	29
Natural resources/environmental science				3	3
Parks and recreation			1.200	31	31
Personal and miscellaneous services				12	12
Philosophy, religion, theology			.200	38 and 39	38 and 39
Physical sciences			1.200	40 and 41	40 and 41
Protective services/public administration				43 and 44	43 and 44
Psychology			5.700	42	42
Social sciences and history			8.600	45	45 and 54
Trade and industry				46, 47, 48, and 49	46, 47, 48, and 49
Visual and performing arts			3.800	50	50
Other					
TOTAL	100%	100%	100%		

Review Data Set Form A: Additional General Information & School Spirit (2006-2007)

Year school was founded:	1930
Environment:	<input checked="" type="radio"/> Metropolis (In a major city, pop. 300,000 or more, or within its metropolitan area) <input type="radio"/> City (In a small/medium city, pop. 75,000 - 299,999, or within its metropolitan area) <input type="radio"/> Town (In a large town, pop. 25,000-74,999, or near a large town) <input type="radio"/> Village (In a small town, pop. 5,000-24,999, or near a small town) <input type="radio"/> Rural (In or near a rural community, pop. under 5,000) <input type="button" value="Clear"/>
Campus size: (number of acres)	188
ACT code:	
CEEB code:	5126

Religious Affiliation:	No Affiliation
If "Other" is selected, fill in religious specification here:	
Number of foreign countries represented by your student population:	114
Indicate which foreign countries are represented by your student population (select all that apply):	
<input type="checkbox"/> Abu Dhabi <input type="checkbox"/> Botswana <input type="checkbox"/> East Timor <input checked="" type="checkbox"/> Guatemala <input checked="" type="checkbox"/> Liberia <input type="checkbox"/> Netherland <input checked="" type="checkbox"/> Russia <input checked="" type="checkbox"/> Taiwan <input checked="" type="checkbox"/> Afghanistan <input checked="" type="checkbox"/> Brazil <input checked="" type="checkbox"/> Ecuador <input type="checkbox"/> Guernsey <input type="checkbox"/> Libya Antilles <input type="checkbox"/> Rwanda <input type="checkbox"/> Tanzania <input checked="" type="checkbox"/> Albania <input type="checkbox"/> British Virgin Islands <input checked="" type="checkbox"/> Egypt <input checked="" type="checkbox"/> Guinea <input type="checkbox"/> Liechtenstein <input checked="" type="checkbox"/> Netherlands <input type="checkbox"/> Samoa <input checked="" type="checkbox"/> Thailand <input type="checkbox"/> Algeria <input type="checkbox"/> England <input checked="" type="checkbox"/> El Salvador <input type="checkbox"/> Guyana <input checked="" type="checkbox"/> Lithuania <input type="checkbox"/> New Caledonia <input type="checkbox"/> Sao Tome & Principe <input checked="" type="checkbox"/> Trinidad & Tobago <input checked="" type="checkbox"/> Angola <input checked="" type="checkbox"/> Bulgaria <input type="checkbox"/> Eritrea <input checked="" type="checkbox"/> Haiti <input type="checkbox"/> Luxembourg <input type="checkbox"/> New Guinea <input checked="" type="checkbox"/> Saudi Arabia <input checked="" type="checkbox"/> Tunisia <input type="checkbox"/> Anguilla <input type="checkbox"/> Burkina Faso <input checked="" type="checkbox"/> Estonia <input type="checkbox"/> Honduras <input type="checkbox"/> Macau <input checked="" type="checkbox"/> New Zealand <input type="checkbox"/> Scotland <input checked="" type="checkbox"/> Turkey <input checked="" type="checkbox"/> Argentina <input type="checkbox"/> Burundi <input checked="" type="checkbox"/> Ethiopia <input checked="" type="checkbox"/> Hong Kong <input checked="" type="checkbox"/> Macedonia <input type="checkbox"/> Nicaragua <input type="checkbox"/> Sierra Leone <input type="checkbox"/> Turkmenistan <input checked="" type="checkbox"/> Armenia <input type="checkbox"/> Cambodia <input checked="" type="checkbox"/> Finland <input checked="" type="checkbox"/> Hungary <input type="checkbox"/> Malagasy <input type="checkbox"/> New Zealand <input checked="" type="checkbox"/> Senegal <input checked="" type="checkbox"/> Uganda <input type="checkbox"/> Aruba <input checked="" type="checkbox"/> Cameroon <input checked="" type="checkbox"/> France <input checked="" type="checkbox"/> Iceland <input type="checkbox"/> Malawi <input type="checkbox"/> Niger <input checked="" type="checkbox"/> Serbia <input checked="" type="checkbox"/> Ukraine <input checked="" type="checkbox"/> Australia <input type="checkbox"/> Canada <input checked="" type="checkbox"/> France <input checked="" type="checkbox"/> India <input type="checkbox"/> Malaysia <input checked="" type="checkbox"/> Nigeria <input type="checkbox"/> Sierra Leone <input checked="" type="checkbox"/> United Arab Emirates <input checked="" type="checkbox"/> Austria <input type="checkbox"/> Central African Rep <input type="checkbox"/> French Guiana <input checked="" type="checkbox"/> Iran <input checked="" type="checkbox"/> Mauritania <input type="checkbox"/> North Korea <input checked="" type="checkbox"/> Singapore <input type="checkbox"/> United States <input checked="" type="checkbox"/> Bahamas <input type="checkbox"/> Chad <input type="checkbox"/> French Guiana <input checked="" type="checkbox"/> Iraq <input type="checkbox"/> Mauritius <input type="checkbox"/> Northern Ireland <input checked="" type="checkbox"/> Slovakia <input checked="" type="checkbox"/> Uruguay <input type="checkbox"/> Bahrain <input checked="" type="checkbox"/> Chile <input type="checkbox"/> French Polynesia <input checked="" type="checkbox"/> Israel <input type="checkbox"/> Mayotte <input type="checkbox"/> Northern Mariana Islands <input checked="" type="checkbox"/> Slovenia <input checked="" type="checkbox"/> Uzbekistan <input checked="" type="checkbox"/> Bangladesh <input checked="" type="checkbox"/> China <input type="checkbox"/> French Polynesia <input checked="" type="checkbox"/> Italy <input checked="" type="checkbox"/> Mexico <input type="checkbox"/> Norway <input type="checkbox"/> Somalia <input checked="" type="checkbox"/> Venezuela <input type="checkbox"/> Barbados <input checked="" type="checkbox"/> Colombia <input type="checkbox"/> French Polynesia <input checked="" type="checkbox"/> Ivory Coast <input checked="" type="checkbox"/> Moldova <input type="checkbox"/> Oman <input type="checkbox"/> South Africa <input checked="" type="checkbox"/> Vietnam <input checked="" type="checkbox"/> Belarus <input checked="" type="checkbox"/> Congo <input type="checkbox"/> French West Indies <input checked="" type="checkbox"/> Jamaica <input type="checkbox"/> Monaco <input type="checkbox"/> Other Not Listed <input checked="" type="checkbox"/> South Korea <input checked="" type="checkbox"/> Vietn <input checked="" type="checkbox"/> Belgium <input checked="" type="checkbox"/> Congo <input type="checkbox"/> French West Indies <input checked="" type="checkbox"/> Japan <input type="checkbox"/> Mongolia <input checked="" type="checkbox"/> Pakistan <input type="checkbox"/> Sri Lanka <input type="checkbox"/> Wales <input type="checkbox"/> Belize <input type="checkbox"/> Cook Islands <input type="checkbox"/> French West Indies <input checked="" type="checkbox"/> Jordan <input type="checkbox"/> Montserrat <input type="checkbox"/> Panama <input type="checkbox"/> St Croix <input checked="" type="checkbox"/> Yugoslavia <input type="checkbox"/> Belarus <input type="checkbox"/> Costa Rica <input type="checkbox"/> Gabon <input checked="" type="checkbox"/> Kazakhstan <input type="checkbox"/> Mozambique <input checked="" type="checkbox"/> Paraguay <input type="checkbox"/> Sudan <input type="checkbox"/> Zaire <input checked="" type="checkbox"/> Bermuda <input type="checkbox"/> Crete <input type="checkbox"/> Gambia <input checked="" type="checkbox"/> Kenya <input type="checkbox"/> Myanmar <input checked="" type="checkbox"/> Peru <input type="checkbox"/> Swaziland <input checked="" type="checkbox"/> Zambia <input checked="" type="checkbox"/> Bolivia <input type="checkbox"/> Croatia <input checked="" type="checkbox"/> Georgia <input checked="" type="checkbox"/> Kuwait <input type="checkbox"/> Namibia <input checked="" type="checkbox"/> Philippines <input type="checkbox"/> Switzerland <input type="checkbox"/> Zimbabwe <input type="checkbox"/> Borneo <input type="checkbox"/> Cyprus <input checked="" type="checkbox"/> Germany <input type="checkbox"/> Laos <input type="checkbox"/> Nauru <input checked="" type="checkbox"/> Poland <input type="checkbox"/> Sweden <input type="checkbox"/> Bosnia-Herzegovina <input checked="" type="checkbox"/> Czech Republic <input checked="" type="checkbox"/> Ghana <input type="checkbox"/> Latvia <input checked="" type="checkbox"/> Nepal <input type="checkbox"/> Saudi Arabia <input type="checkbox"/> Syria <input checked="" type="checkbox"/> Denmark <input type="checkbox"/> Greenland <input checked="" type="checkbox"/> Greece <input checked="" type="checkbox"/> Lebanon <input type="checkbox"/> South Africa <input type="checkbox"/> Switzerland <input type="checkbox"/> Djibouti <input type="checkbox"/> Grenada	

- | | | | |
|---|-------------------------------------|--|---------------------------------|
| <input type="checkbox"/> Dominican Republic | <input type="checkbox"/> Guadeloupe | <input checked="" type="checkbox"/> Portugal | <input type="checkbox"/> Tahiti |
| | | <input type="checkbox"/> Qatar | |
| | | <input type="checkbox"/> Reunion | |
| | | <input checked="" type="checkbox"/> Romania | |

SCHOOL SPIRIT

Preferred School Nickname (Shortened version of your school's name we will use to refer to you throughout Review.com):	Old Dominion
Preferred School Abbreviation: (e.g., Pennsylvania State University is PSU):	ODU
Additional Popular Nicknames (when students do a name search for your school, these nicknames will work as well as the two above):	Mascot - Big Blue

Prominent Alumni: Please list up to seven, and identify the person's accomplishments:

Name	Identification
Mills Godwin	former governor of Virginia
William E. Lobeck	CEO, National Car Rental System
Kenny Gattison	Coach, New Jersey Nets Basketball Team
Nancy Lieberman-Cline	Basketball Coach and Commentator
Michael J. Bloomfield	Astronaut

Is your school a Historically Black College or University (HBCU)?	<input type="radio"/> Yes <input checked="" type="radio"/> No <input type="button" value="Clear"/>
---	--

Is your school a Hispanic Serving Institution?	<input type="radio"/> Yes <input checked="" type="radio"/> No <input type="button" value="Clear"/>
--	--

Indicate if your school is a member of any of the following groups:

- All-Women's Colleges
- Big Ten
- Catholic Colleges
- Ivies
- Military Colleges
- Seven Sisters

Indicate if your school is accredited by any of the following organizations:

- Middle States Association of Colleges and Schools - MSA
- Northwest Association of Schools and Colleges - NASC
- North Central Association of Colleges and Schools - NCA
- New England Association of Schools and Colleges/Inc. / Commission of Institutions of Higher Education - NEASC-CIHE
- Southern Association of College and Schools / Commission on Colleges - SACS-CC
- Western Association of Schools and Colleges / Accrediting Commission for Senior Colleges and Universities - WASC-Sr.

Review Data Set Form B: Freshman Admissions (2006-2007)

FRESHMAN ADMISSIONS

Name of the Dean of Admissions:	Alice McAdory
Dean of Admissions phone number:	757-683-3648
Dean of Admissions email address:	amcadory@odu.edu
Provide a URL to a page on your website for the	

Admissions Office:	admissions.odu.edu
Provide contact person in your Admissions Office for general inquires:	
Name:	Barbara Boyce
Email:	admit@odu.edu
Phone:	757-683-3648
URL to web form or page:	admissions.odu.edu
Provide a URL to a page on your website to a discussion board about your school:	admissions.odu.edu

List special programs or policies for applicants who are not normally admissible due to academic deficiencies and/or economic disadvantages:

<input type="checkbox"/> HEOP	<input type="checkbox"/> EOP	<input checked="" type="checkbox"/> Conditional admission
Other: (specify)		

Percent of freshmen that came from public schools:	85
--	----

Choose option offered for CEEB Advanced Placement tests:

<input type="radio"/> Credit only	<input type="radio"/> Placement only	<input checked="" type="radio"/> Credit and / or placement	<input type="radio"/> Neither	Clear
-----------------------------------	--------------------------------------	--	-------------------------------	-------

How many applications do you receive each year from military personnel (including Active, Reserves, veterans)?	
--	--

Of these, how many are admitted?	
----------------------------------	--

Do you want to receive mailed applications at your admissions office?	<input checked="" type="radio"/> Yes <input type="radio"/> No
	Clear

If no, please enter the address where you want to receive mailed applications for applicants:

Building/Office Name			
Mailing Address			
City/State/Zip			
Country			

Do you want to receive mailed transcripts at your admissions office?	<input checked="" type="radio"/> Yes <input type="radio"/> No
	Clear

If no, please enter the address where you want to receive mailed transcripts for applicants:

Building/Office Name			
Mailing Address			
City/State/Zip			
Country			

If applicable, please select the SAT II Subject Test(s) you require applicants to submit scores for:

<input type="checkbox"/> Math Level IC	<input type="checkbox"/> Italian
<input type="checkbox"/> Math Level IIC	<input type="checkbox"/> Japanese with Listening
<input type="checkbox"/> Writing	<input type="checkbox"/> Korean with Listening
<input type="checkbox"/> Biology E/M	<input type="checkbox"/> Latin
<input type="checkbox"/> Chemistry	<input type="checkbox"/> Literature
<input type="checkbox"/> Chinese with Listening	<input type="checkbox"/> Modern Hebrew
<input type="checkbox"/> ELPT™	<input type="checkbox"/> Physics

<input type="checkbox"/> French Test	<input type="checkbox"/> Spanish Test
<input type="checkbox"/> French Test with Listening	<input type="checkbox"/> Spanish Test with Listening
<input type="checkbox"/> German Test	<input type="checkbox"/> United States (U.S.) History
<input type="checkbox"/> German Test with Listening	<input type="checkbox"/> World History

Did your school require applicants for acceptance to your first-time, first-year freshman class entering in Fall 2006 to submit scores for the SAT Subject Test in Writing (SAT II: Writing)?	<input type="radio"/> Yes <input checked="" type="radio"/> No <input type="button" value="Clear"/>
If so, what is/are:	
Average score:	<input type="text"/>
25th percentile score:	<input type="text"/>
75th percentile score:	<input type="text"/>

Average scores of enrolled Fall 2006 freshmen who took standardized tests:

SAT Critical Reading:	529
SAT Math:	539
SAT Writing:	514
SAT Essay:	<input type="text"/>
ACT Composite:	20.0

International Students

Beyond your basic application, what do you require of international applicants?	<input checked="" type="checkbox"/> TOEFL <input checked="" type="checkbox"/> Statement of Financial Support <input checked="" type="checkbox"/> English translation of transcript <input checked="" type="checkbox"/> Proof of VISA status <input type="checkbox"/> Other
If other, please describe:	<input type="text"/>
Do you require the TOEFL of undergraduate international applicants whose native language is not English?	<input checked="" type="radio"/> Yes <input type="radio"/> No <input type="button" value="Clear"/>
If yes, what is the minimum TOEFL score required?	
Paper TOEFL: <input type="text" value="550"/>	Computer Based TOEFL: <input type="text" value="213"/>

With which schools do you have the greatest overlap in your applicant pool? (Select schools and click 'Add')

School:

-- Select A School

Schools Selected:	
Virginia Tech University of Virginia Christopher Newport University James Madison University	<input type="button" value="Remove"/>

Of the schools where your applicants also apply, please separate them into the following categories. (Select schools and click 'Add')

School:

-- Select A School

Abilene Christian University
 Academy of Art University
 Acadia University
 Adams State College

Applicants Often Prefer		
		<input type="button" value="Remove"/>

Applicants Sometimes Prefer		
		<input type="button" value="Remove"/>

Applicants Rarely Prefer		
Christopher Newport University Virginia Tech University of Virginia College of William and Mary		<input type="button" value="Remove"/>

ELECTRONIC APPLICATION

Do you accept applications prepared using software from third-party vendors?	<input checked="" type="radio"/> Yes <input type="radio"/> No <input type="button" value="Clear"/>
If yes, from whom?	
Common Application/Visualzen Inc.	
Total applications received from third party vendors last year:	
Do you have your application available on your web site?	<input checked="" type="radio"/> Yes <input type="radio"/> No <input type="button" value="Clear"/>
If yes, please provide the URL for the online application:	admissions.odu.edu
If yes, number of students who used the application on your web site:	

Review Data Set Form C: Academic Offerings and Policies (2006-2007)

Do you have a concurrent enrollment program for qualified high school students?	<input checked="" type="radio"/> Yes <input type="radio"/> No <input type="button" value="Clear"/>
Percent of all faculty teaching undergraduates (include full-time faculty, adjunct faculty, visiting faculty, etc.):	70
Percent of classes taught by teaching assistants:	3
Please describe any outstanding honor programs you offer:	Honors College. The Honors College was established to further the
Please describe any special requirements for admission to these honors programs:	To be considered for selection to the Honors College, students should apply

Indicate combined-degree programs offered:

<input checked="" type="checkbox"/> BA/MD <input checked="" type="checkbox"/> BA/JD <input checked="" type="checkbox"/> BA/MA <input checked="" type="checkbox"/> BA/DDS <input checked="" type="checkbox"/> BA/MEng	
Specify Engineering Program:	Combinations of all existing bachelor's & master's

Other combined - degree programs:

Of the class graduating two years ago what percentage of traditional-students:

Pursue further study within one year of graduating	28
Pursue graduate study in arts and sciences programs within one year of graduating	3
Pursue graduate study in business programs within one year of graduating	3
Pursue graduate study in law school within one year of graduating	6
Pursue graduate study in medical school within one year of graduating	0
NOTE <u>traditional students</u> : A student entering your undergraduate college as a first-time, first-year freshman within one year of graduating from high school.	

Non-traditional students:

NOTE Non-traditional students: A student entering your undergraduate college not as a first-time, first-year freshman, or after more than one year of graduating from high school.

Does your school offer special academic programs for non-traditional students seeking to return to school for a degree?	<input checked="" type="radio"/> Yes <input type="radio"/> No <input type="button" value="Clear"/>
If yes, please describe the program(s) you offer:	<input type="text"/>
If yes, please provide the URL to a page on your website where programs for non-traditional students are described:	<input type="text" value="http://www.odu.edu/oduhome/distance.html"/>
Does your school offer academic credit for life- or work-experience?	<input checked="" type="radio"/> Yes <input type="radio"/> No <input type="button" value="Clear"/>
If yes, please describe:	<input type="text" value="Prior learning is assessed via departmental examinations, portfolios, external"/>
Indicate if your institution offers flexible schedule:	<input checked="" type="radio"/> Yes <input type="radio"/> No <input type="button" value="Clear"/>
If yes, please describe:	<input type="text" value="Night and weekend classes."/>

Check remedial services offered:

<input type="checkbox"/> Math <input type="checkbox"/> Reading <input type="checkbox"/> Study skills <input type="checkbox"/> Writing	
Do you offer non-remedial tutoring services?	<input checked="" type="radio"/> Yes <input type="radio"/> No <input type="button" value="Clear"/>
Do you offer academic counseling services?	<input checked="" type="radio"/> Yes <input type="radio"/> No <input type="button" value="Clear"/>

Check special programs offered for physically disabled students:

<input checked="" type="checkbox"/> Note-taking services <input checked="" type="checkbox"/> Reader services <input type="checkbox"/> Tape recorders	
<input checked="" type="checkbox"/> Tutors	
Percent of campus that is accessible to physically disabled students:	<input type="text" value="95"/>

If you are interested in participating or learning about our book, *The K & W Guide to Colleges for Students with Learning Disabilities or A.D.D.*, [contact us](#). Please include your name, the name of your institution, and your phone number, so that we may contact you.

 **Review Data Set Form D: Majors (2006-2007)**

Undergraduate Majors offered at your institution:**Area, Ethnic, Cultural and Gender Studies****Area Studies**

050103 - Asian Studies/Civilization

Ethnic, Cultural Minority, and Gender Studies

050207 - Women's Studies

Communications, Journalism, and Related Programs**Communications, Journalism, and Related Fields, Other**

099999 - Communications, Journalism, and Related Fields, Other

Computer and Information Sciences and Support Services**Computer Science**

110101 - Computer and Information Sciences, General

Education**Teacher Education and Professional Development, Specific Subject Areas**

131302 - Art Teacher Education

131305 - English/Language Arts Teacher Education

131306 - Foreign Language Teacher Education

131310 - Sales and Marketing Operations/Marketing and Distribution
Teacher Education

131311 - Mathematics Teacher Education

131312 - Music Teacher Education

131314 - Physical Education Teaching and Coaching

131322 - Biology Teacher Education

131323 - Chemistry Teacher Education

131324 - Drama and Dance Teacher Education

131325 - French Language Teacher Education

131326 - German Language Teacher Education

131328 - History Teacher Education

131329 - Physics Teacher Education

131330 - Spanish Language Teacher Education

131332 - Geography Teacher Education

131399 - Teacher Education and Professional Development, Specific
Subject Areas, Other**Engineering****Civil Engineering**

140801 - Civil Engineering, General

Computer Engineering, General

140901 - Computer Engineering, General

Electrical, Electronics and Communications Engineering

141001 - Electrical, Electronics and Communications Engineering

Environmental/Environmental Health Engineering

141401 - Environmental/Environmental Health Engineering

Mechanical Engineering

141901 - Mechanical Engineering

Engineering Technology**Civil Engineering Technologies/Technicians**

150201 - Civil Engineering Technologies/Technicians

Electrical Engineering Technologies/Technicians150399 - Electrical and Electronic Engineering
Technologies/Technicians, Other**Mechanical Engineering Related Technologies/Technicians**150899 - Mechanical Engineering Related Technologies/Technicians,
Other**Computer Engineering Technologies/Technicians**

151299 - Computer Engineering Technologies/Technicians, Other

Nuclear Engineering Technologies/Technicians

151401 - Nuclear Engineering Technologies/Technician

Engineering-Related Technologies/Technicians, Other

159999 - Engineering-Related Technologies/Technicians, Other

Foreign Languages, Literatures, and Linguistics**Foreign Languages/Modern Languages, General**

160000 - Foreign Languages/Modern Languages, General

Germanic Languages, Literatures, and Linguistics

160501 - German Language and Literature

Romance Languages, Literatures, and Linguistics

160901 - French Language and Literature

160905 - Spanish Language and Literature

English Language and Literature/Letters**English Language and Literature, General**

230101 - English Language and Literature, General

Speech and Rhetorical Studies

231001 - Speech and Rhetorical Studies

Liberal Arts and Sciences, General Studies and Humanities**Liberal Arts and Sciences, General Studies and Humanities**

240103 - Humanities/Humanistic Studies

Biological and Biomedical Sciences**Biology/Biological Sciences**

260101 - Biology/Biological Sciences, General

Biochemistry, Biophysics and Molecular Biology

260202 - Biochemistry

Ecology, Evolution, Systematics, and Population Biology

261302 - Marine Biology and Biological Oceanography

Mathematics and Statistics**Mathematics**

270101 - Mathematics, General

Multi/Interdisciplinary Studies**Multi/Interdisciplinary Studies, Other**

309999 - Multi/Interdisciplinary Studies, Other

Parks, Recreation, Leisure and Fitness Studies**Parks, Recreation and Leisure Facilities Management**

310301 - Parks, Recreation and Leisure Facilities Management

Health and Physical Education/Fitness

310504 - Sports and Fitness Administration/Management

310505 - Kinesiology and Exercise Science

Philosophy and Religion**Philosophy**

380101 - Philosophy

Physical Sciences**Chemistry**

400501 - Chemistry, General

Geological and Earth Sciences/Geosciences

400601 - Geology/Earth Science, General

400607 - Oceanography, Chemical and Physical

Physics

400801 - Physics, General

Psychology**Psychology, General**

420101 - Psychology, General

Public Administration and Services**Public Administration**

440401 - Public Administration

Social Sciences**Anthropology**

450201 - Anthropology

Criminology

450401 - Criminology

Economics

450601 - Economics, General

Geography and Cartography

450701 - Geography

International Relations and Affairs

450901 - International Relations and Affairs

Political Science and Government

451001 - Political Science and Government, General

Sociology

451101 - Sociology

Visual and Performing Arts**General Art and Music Studies**

500101 - Art/Art Studies, General

Dance

500301 - Dance, General

Design and Applied Arts

500409 - Graphic Design

Dramatic/Theater Arts and Stagecraft

500501 - Drama and Dramatics/Theatre Arts, General

500506 - Acting

Fine and Studio Art

500702 - Fine/Studio Arts, General

500703 - Art History, Criticism and Conservation

Music

500902 - Music History, Literature, and Theory

500903 - Music Performance, General

Health Professions and Related Clinical Sciences**Health Services/Allied Health, General**

510000 - Health Services/Allied Health, General

Communication Disorders Sciences and Services

510204 - Audiology/Audiologist and Speech-Language
Pathology/Pathologist

Dental Support Services and Allied Professions

510602 - Dental Hygiene/Hygienist

Allied Health Diagnostic, Intervention, and Treatment Professions

510905 - Nuclear Medical Technology/Technologist

Clinical/Medical Laboratory Science and Allied Professions

511002 - Cytotechnology/Cytotechnologist

511005 - Clinical Laboratory Science/Medical
Technology/Technologist

Mental and Social Health Services and Allied Professions

511504 - Community Health Services/Liaison/Counseling

511599 - Mental and Social Health Services and Allied Professions,
Other

Nursing

511601 - Nursing - Registered Nurse Training (RN, ASN, BSN, MSN)

Ophthalmic and Optometric Support Services and Allied Professions

511899 - Ophthalmic and Optometric Support Services and Allied
Professions, Other

Public Health

512202 - Environmental Health

Health Professions and Related Sciences, Other

519999 - Health Professions and Related Sciences, Other

Business, Management, Marketing and Related Support Services

Business Administration/Management

520101 - Business Administration/Management

Accounting and Related Services

520301 - Accounting

Business/Managerial Economics

520601 - Business/Managerial Economics

Finance and Financial Management Services

520801 - Finance, General

International Business

521101 - International Business

Management Information Systems and Services

521201 - Management Information Systems, General

Marketing

521401 - Marketing/Marketing Management, General

History

History

540101 - History, General

Most popular undergraduate majors offered at your institution:

159999 - Engineering-Related Technologies/Technicians, Other
 420101 - Psychology, General
 450401 - Criminology

Provide a URL to a page on your website for your school's online course catalog:


<http://www.collegesource.org/displayinfo/catalink.asp?dig={55BBE70A-2433-47A1-A91A-5086F90C32C>

Please provide enrollment figures of students with majors in the following discipline areas:

	Freshmen	Sophomores	Juniors	Seniors
Biological/Life Sciences	132	106	81	157
Business/Marketing	8	74	413	864
Education	100	153	207	271
Engineering	27	115	258	679
Philosophy	0	5	7	21
Psychology	27	78	181	221

If there is anything non-standard or state-specific about your majors, please describe:

Review Data Set Form E: Financial Aid (2006-2007)

Name of Financial Aid Director:	Veronica Finch, Acting I
Financial Aid Office phone:	757-683-3683
Financial Aid Office email:	finaid@odu.edu
Financial Aid Office url:	www.odu.edu/af/finaid/finaid.htm
Average amount of each freshman scholarship/grant package:	\$5,938.00
Average amount of each freshman loan package:	\$2,623.00
 Please provide the percentage of students receiving ANY financial aid (need-based, merit-based, gift aid, etc.):	
Freshmen:	83
All undergraduates:	85
Highest amount undergraduates earned per year from part-time on-campus work (2005-2006) (not including College Work-Study Program):	\$3,910.00
Do you participate in the Federal Work-Study Program (CWSP)?:	<input checked="" type="radio"/> Yes <input type="radio"/> No <input type="button" value="Clear"/>
Is institutional employment, other than CWSP, available?	<input checked="" type="radio"/> Yes <input type="radio"/> No <input type="button" value="Clear"/>
Is your institution a direct lender?:	<input checked="" type="radio"/> Yes <input type="radio"/> No <input type="button" value="Clear"/>

Part-time off-campus employment opportunities for undergraduates are:

<input checked="" type="radio"/> Excellent <input type="radio"/> Good <input type="radio"/> Fair <input type="radio"/> Poor <input type="button" value="Clear"/>	
Do you provide financial aid for international students?	<input type="radio"/> Yes <input checked="" type="radio"/> No <input type="button" value="Clear"/>
If yes, please describe or provide URL for more information:	

Review Data Set Form F: Student Life (2006-2007)

STUDENT LIFE

Number of registered organizations:	191
Identify which of the following Student Activities are available at your institution:	
<input checked="" type="checkbox"/> Academic Groups <input checked="" type="checkbox"/> Political Discussion Groups <input type="checkbox"/> Chamber Orchestra <input checked="" type="checkbox"/> Radio Station <input checked="" type="checkbox"/> Debating Club <input checked="" type="checkbox"/> Religious Groups <input checked="" type="checkbox"/> Fraternities <input checked="" type="checkbox"/> Singing Groups <input type="checkbox"/> Gay, Lesbian, and Bisexual Groups <input type="checkbox"/> Social Services Group <input type="checkbox"/> Glee Club <input checked="" type="checkbox"/> Sororities <input type="checkbox"/> Humor Magazine <input checked="" type="checkbox"/> Speakers Forum <input type="checkbox"/> Improv comedy <input type="checkbox"/> Student Film Society <input checked="" type="checkbox"/> International Student Groups <input checked="" type="checkbox"/> Student Union <input checked="" type="checkbox"/> Literary Magazine <input type="checkbox"/> Team Managers <input checked="" type="checkbox"/> Minority Student Groups <input checked="" type="checkbox"/> Theater Program	
Please provide a URL to a page on your website that describes all student organization on campus:	http://studentaffairs.odu.edu/osal/studentorgs/director
If your student newspaper has a website, please provide the URL:	maceandcrown.com
Number of honor societies:	18
List museums and other special academic buildings/equipment on campus:	Centers for urban research/service, economic education, and child study, planetarium, marine science research vessel, random wave pool.
Number of social sororities on campus:	10
Number of social fraternities on campus:	14
Number of campus-based religious organizations:	16
Please describe or provide a URL to a page on your website that describe them:	http://studentaffairs.odu.edu/osal/studentorgs/directory.shtml
Does your school have support groups or related services for gay, lesbian and transgendered undergraduates?	<input checked="" type="radio"/> Yes <input type="radio"/> No <input type="button" value="Clear"/>

If yes, please describe or provide a URL to a page on your website that describe them?	ODU Out student organization and weekly support group through Counseling Services. http://studentaffairs.odu.edu/osal/studentorgs/directory.shtml
Does your school have support groups or related services for minority undergraduates?	<input checked="" type="radio"/> Yes <input type="radio"/> No <input type="button" value="Clear"/>
If yes, please describe or provide a URL to a page on your website that describe them?	http://studentaffairs.odu.edu/osal/studentorgs/directory.shtml
Do you provide assistance in the location of off-campus housing?	<input checked="" type="radio"/> Yes <input type="radio"/> No <input type="button" value="Clear"/>
If you require students to live in dorms, for how many years must student reside?	<input type="text"/>

Check additional services offered:

<input checked="" type="checkbox"/> Daycare for children of undergraduate students <input checked="" type="checkbox"/> Health service <input checked="" type="checkbox"/> Women's Center NOTE Health Service: A school-administered office where students can receive diagnosis and treatment of physical and mental health problems from licensed medical professionals. Women's Center: A school-administered office offering personal health and safety counseling and/or other services specifically for female students.
--

Check counseling services offered:

<input checked="" type="checkbox"/> Birth Control	<input checked="" type="checkbox"/> Military	<input checked="" type="checkbox"/> Non-traditional student
<input checked="" type="checkbox"/> Veterans	<input checked="" type="checkbox"/> Career	<input checked="" type="checkbox"/> Minority student
<input checked="" type="checkbox"/> Religious	<input checked="" type="checkbox"/> Psychological	<input checked="" type="checkbox"/> Personal

Review Data Set Form G: Campus Safety (2006-2007)

Campus Crime

Provide a URL to a page on your website where your Campus Security Report can be found (in accordance with the Jeanne Clery Disclosure of Campus Security Policy and Campus Crime Statistics Act).	http://jasper.ts.odu.edu/apps/odupolice/home.nsf
--	---

Fire Safety

1. What percentage of your student housing sleeping rooms are protected by an automatic fire sprinkler system with a fire sprinkler head located in the individual sleeping rooms? NOTE: A student housing sleeping room is defined as the actual room in which the occupants live and sleep. Student housing can include typical residence halls, graduate student housing, married student housing or any housing that is under the control or affiliated with the school, such as	39
--	----

<i>private, third-party residence halls built under contract with the school. This does not include Greek housing.</i>	
<p>2. What percentage of your student housing sleeping rooms are equipped with a smoke detector that is connected to a supervised fire alarm system?</p> <p><i>NOTE: When the smoke alarm/detector is activated it must transmit a signal to a supervised location, initiating an <u>immediate</u> response by a staff member to investigate. This alarm does not necessarily activate the building fire alarm system.</i></p>	55
<p>3. What percentage of student housing sleeping rooms are equipped with a hard-wired smoke alarm that is not supervised by a building fire alarm system and does not transmit a signal to a supervised location?</p>	45
<p>4. How many malicious fire alarms occur in student housing per year?</p> <p><i>NOTE: A malicious fire alarm would be defined as one where a building's fire alarm system is activated even though it is known that there is no emergency condition. For example, someone blows smoke into a smoke detector or a manual pull station is activated.</i></p>	17
<p>5. How many unwanted fire alarms occur in student housing per year?</p> <p><i>NOTE: An unwanted fire alarm would be defined as one where a building's fire alarm system is activated by non-emergency conditions, yet the fire alarm system responds appropriately to stimuli that it interprets as a fire condition. For example, a smoke alarm that is located too close to a shower and is activated by steam, or is adjacent to a cooking area.</i></p>	24
<p>6. What percentage of student housing building fire alarm systems, if activated, result in a local alarm only?</p> <p><i>NOTE: Meaning that if a building fire alarm system is activated, the alarm will be activated in the building and will not transmit a signal to a monitored location outside of the building.</i></p>	1
<p>7. What percentage of student housing building fire alarm systems, if activated, result in a signal being transmitted to a monitored location, and security investigates before notifying the fire department?</p>	75
<p>8. What percentage of student housing building fire alarm systems, if activated, result in a signal being transmitted immediately to the fire department so they can begin responding?</p>	0
<p>9. What percentage of student housing building fire alarm systems, if activated, result in a signal being transmitted immediately to a continuously monitored location with can then immediately notify the fire department to initiate a response?</p>	25
<p>10. How many contact hours of fire prevention training/evacuation training are provided to students living in student housing?</p> <p><i>NOTE: This includes contact time where fire safety information is distributed/provided to students. A fire exit drill can be included if education/training is a component of the drill. Simply holding an exit drill will not count towards</i></p>	

<p><i>fire prevention training/evacuation.</i></p> <p><i>Examples of contact hours would include resident assistant floor meetings with the residents or fire extinguisher training that is provided to 30 students in one hour which would equal 30 contact hours. For online training, provide an estimate of how long it would take the average person to complete the training and multiply by the number of people receiving the training.</i></p>	3784
<p>11. How many contact hours of fire safety training per student per year does housing staff receive?</p> <p><i>NOTE: For purposes of this question, housing staff will include only personnel such as resident assistants and/or resident directors who live in student housing.</i></p>	190
<p>12. How many contact hours of fire safety training is provided to students not living in student housing (i.e., off-campus, including Greek)?</p> <p><i>NOTE: This will not include fire safety training provided to specialties such as laboratory assistants. This must be actual training with contact time and not include simply handing out brochures, fire safety articles in the student newspaper, etc. An example of contact hours would include fire extinguisher training that is provided to 30 students in one hour which would equal 30 contact hours.</i></p>	
<p>13. How many regularly scheduled, supervised exit drills are held per year in student housing?</p>	2
<p>14. What percentage of the houses of fraternities officially affiliated with the school are equipped with automatic fire sprinkler systems?</p> <p><i>NOTE: These buildings must be fully sprinklered; partially sprinklered houses would be considered unsprinklered.</i></p> <p><i>This includes organizations that are officially recognized by the school as student organizations.</i></p>	<input checked="" type="radio"/> n/a
<p>15. What percentage of the houses of sororities officially affiliated with the school are equipped with automatic fire sprinkler systems?</p> <p><i>NOTE: These buildings must be fully sprinklered; partially sprinklered houses would be considered unsprinklered.</i></p> <p><i>This includes organizations that are officially recognized by the school as student organizations.</i></p>	<input checked="" type="radio"/> n/a
<p>16. How many fires did your school experience last year in student housing?</p> <p><i>NOTE: A fire must result in damage to the structure or contents.</i></p>	0
<p>17. What is the dollar loss related to fire that has occurred on your campus in residential housing?</p> <p><i>NOTE: Dollar loss is direct property damage to the structure and contents and does not include costs such as alternative housing, staff response, etc</i></p>	0
<p>18. How many students have been injured by fires in student housing?</p>	0

19. How many students have been killed by fires in student housing?	0
20. Does your school ban any of the following items or activities in student housing sleeping rooms? <i>NOTE: The "cooking" option excludes cooking done with school-approved/supplied appliances or in school-approved areas, such as kitchens.</i>	<input checked="" type="checkbox"/> candles <input checked="" type="checkbox"/> halogen lamps <input checked="" type="checkbox"/> smoking <input type="checkbox"/> cooking <input checked="" type="checkbox"/> live christmas trees <input checked="" type="checkbox"/> ceiling tapestries <input type="checkbox"/> other (please specify):
21. Does your school require fire-resistance ratings on furniture (including, but not limited to, beds, mattresses, desks, and chairs) in student housing sleeping rooms?	<input checked="" type="radio"/> Yes <input type="radio"/> No
22. Does your school require that furnishings brought in by the students have fire-resistance ratings?	<input type="radio"/> Yes <input checked="" type="radio"/> No
23. How often are fire safety rules-compliance inspections conducted in your school's student housing? <i>NOTE: This refers to regularly scheduled, in-room inspections conducted by an inspector or trained individual who is knowledgeable about fire safety issues. It does not refer to a security officer making regular rounds. ALL of the rooms must be inspected during these inspections and checked for hazards.</i>	4

Review Data Set Form H: Sports (2006-2007)

SPORTS

Intercollegiate Sports Team Name:	Men's:	Monarchs
	Women's:	Lady Monarchs
Team Mascot:	Big Blue	
What is your institution's most predominant intercollegiate athletic association?	Division I	
If other, please describe:		

Please check all intercollegiate sports offered at your institution.

Sport Name	Varsity			Club		
	Men	Women		Men	Women	
Archery	<input checked="" type="checkbox"/>	<input type="checkbox"/>		<input type="checkbox"/>	<input type="checkbox"/>	
Badminton	<input type="checkbox"/>	<input type="checkbox"/>		<input type="checkbox"/>	<input type="checkbox"/>	
Baseball	<input checked="" type="checkbox"/>	<input type="checkbox"/>		<input type="checkbox"/>	<input type="checkbox"/>	
Basketball	<input checked="" type="checkbox"/>	<input checked="" type="checkbox"/>		<input type="checkbox"/>	<input checked="" type="checkbox"/>	
Bobsledding/Luge	<input type="checkbox"/>	<input type="checkbox"/>		<input type="checkbox"/>	<input type="checkbox"/>	
Bodyboarding	<input type="checkbox"/>	<input type="checkbox"/>		<input type="checkbox"/>	<input type="checkbox"/>	
Bowling	<input type="checkbox"/>	<input type="checkbox"/>		<input type="checkbox"/>	<input type="checkbox"/>	
Boxing	<input type="checkbox"/>	<input type="checkbox"/>		<input type="checkbox"/>	<input type="checkbox"/>	
Canoeing	<input type="checkbox"/>	<input type="checkbox"/>		<input type="checkbox"/>	<input type="checkbox"/>	
Cheerleading	<input type="checkbox"/>	<input type="checkbox"/>		<input type="checkbox"/>	<input type="checkbox"/>	

Crew/Rowing	<input type="checkbox"/>	Men	<input type="checkbox"/>	Women	<input checked="" type="checkbox"/>	Men	<input checked="" type="checkbox"/>	Women
Cricket	<input type="checkbox"/>	Men	<input type="checkbox"/>	Women	<input checked="" type="checkbox"/>	Men	<input checked="" type="checkbox"/>	Women
Cross-Country	<input type="checkbox"/>	Men	<input type="checkbox"/>	Women	<input type="checkbox"/>	Men	<input type="checkbox"/>	Women
Curling	<input type="checkbox"/>	Men	<input type="checkbox"/>	Women	<input type="checkbox"/>	Men	<input type="checkbox"/>	Women
Cycling	<input type="checkbox"/>	Men	<input type="checkbox"/>	Women	<input type="checkbox"/>	Men	<input type="checkbox"/>	Women
Diving	<input checked="" type="checkbox"/>	Men	<input checked="" type="checkbox"/>	Women	<input type="checkbox"/>	Men	<input type="checkbox"/>	Women
Equestrian Sports	<input type="checkbox"/>	Men	<input type="checkbox"/>	Women	<input type="checkbox"/>	Men	<input type="checkbox"/>	Women
Fencing	<input type="checkbox"/>	Men	<input type="checkbox"/>	Women	<input checked="" type="checkbox"/>	Men	<input checked="" type="checkbox"/>	Women
Field Hockey	<input type="checkbox"/>	Men	<input checked="" type="checkbox"/>	Women	<input type="checkbox"/>	Men	<input checked="" type="checkbox"/>	Women
Fishing	<input type="checkbox"/>	Men	<input type="checkbox"/>	Women	<input type="checkbox"/>	Men	<input type="checkbox"/>	Women
Football	<input type="checkbox"/>	Men	<input type="checkbox"/>	Women	<input type="checkbox"/>	Men	<input type="checkbox"/>	Women
Golf	<input checked="" type="checkbox"/>	Men	<input checked="" type="checkbox"/>	Women	<input type="checkbox"/>	Men	<input type="checkbox"/>	Women
Gymnastics	<input type="checkbox"/>	Men	<input type="checkbox"/>	Women	<input type="checkbox"/>	Men	<input type="checkbox"/>	Women
Handball	<input type="checkbox"/>	Men	<input type="checkbox"/>	Women	<input type="checkbox"/>	Men	<input type="checkbox"/>	Women
Harness Racing	<input type="checkbox"/>	Men	<input type="checkbox"/>	Women	<input type="checkbox"/>	Men	<input type="checkbox"/>	Women
Horseback Riding	<input type="checkbox"/>	Men	<input type="checkbox"/>	Women	<input type="checkbox"/>	Men	<input type="checkbox"/>	Women
Ice Hockey	<input type="checkbox"/>	Men	<input type="checkbox"/>	Women	<input checked="" type="checkbox"/>	Men	<input type="checkbox"/>	Women
Kayaking	<input type="checkbox"/>	Men	<input type="checkbox"/>	Women	<input type="checkbox"/>	Men	<input type="checkbox"/>	Women
Lacrosse	<input type="checkbox"/>	Men	<input checked="" type="checkbox"/>	Women	<input type="checkbox"/>	Men	<input type="checkbox"/>	Women
Light Weight Football	<input type="checkbox"/>	Men	<input type="checkbox"/>	Women	<input type="checkbox"/>	Men	<input type="checkbox"/>	Women
Martial Arts	<input type="checkbox"/>	Men	<input type="checkbox"/>	Women	<input checked="" type="checkbox"/>	Men	<input checked="" type="checkbox"/>	Women
Mountain Biking	<input type="checkbox"/>	Men	<input type="checkbox"/>	Women	<input type="checkbox"/>	Men	<input type="checkbox"/>	Women
Outdoor Hiking	<input type="checkbox"/>	Men	<input type="checkbox"/>	Women	<input type="checkbox"/>	Men	<input type="checkbox"/>	Women
Pistol	<input type="checkbox"/>	Men	<input type="checkbox"/>	Women	<input type="checkbox"/>	Men	<input type="checkbox"/>	Women
Polo	<input type="checkbox"/>	Men	<input type="checkbox"/>	Women	<input type="checkbox"/>	Men	<input type="checkbox"/>	Women
Racquetball	<input type="checkbox"/>	Men	<input type="checkbox"/>	Women	<input type="checkbox"/>	Men	<input type="checkbox"/>	Women
Riflery	<input type="checkbox"/>	Men	<input type="checkbox"/>	Women	<input type="checkbox"/>	Men	<input type="checkbox"/>	Women
Rodeo	<input type="checkbox"/>	Men	<input type="checkbox"/>	Women	<input type="checkbox"/>	Men	<input type="checkbox"/>	Women
Rollerblading	<input type="checkbox"/>	Men	<input type="checkbox"/>	Women	<input type="checkbox"/>	Men	<input type="checkbox"/>	Women
Rugby	<input type="checkbox"/>	Men	<input type="checkbox"/>	Women	<input checked="" type="checkbox"/>	Men	<input type="checkbox"/>	Women
Sailing	<input checked="" type="checkbox"/>	Men	<input checked="" type="checkbox"/>	Women	<input type="checkbox"/>	Men	<input type="checkbox"/>	Women
Scuba Diving	<input type="checkbox"/>	Men	<input type="checkbox"/>	Women	<input type="checkbox"/>	Men	<input type="checkbox"/>	Women
Shooting Sports	<input type="checkbox"/>	Men	<input type="checkbox"/>	Women	<input type="checkbox"/>	Men	<input type="checkbox"/>	Women
Skateboarding	<input type="checkbox"/>	Men	<input type="checkbox"/>	Women	<input type="checkbox"/>	Men	<input type="checkbox"/>	Women
Skiing (Downhill/Alpine)	<input type="checkbox"/>	Men	<input type="checkbox"/>	Women	<input type="checkbox"/>	Men	<input type="checkbox"/>	Women
Skiing (Nordic/Cross-Country)	<input type="checkbox"/>	Men	<input type="checkbox"/>	Women	<input type="checkbox"/>	Men	<input type="checkbox"/>	Women
Snowboarding	<input type="checkbox"/>	Men	<input type="checkbox"/>	Women	<input type="checkbox"/>	Men	<input type="checkbox"/>	Women
Soccer	<input type="checkbox"/>	Men	<input checked="" type="checkbox"/>	Women	<input type="checkbox"/>	Men	<input checked="" type="checkbox"/>	Women
Softball	<input type="checkbox"/>	Men	<input type="checkbox"/>	Women	<input type="checkbox"/>	Men	<input checked="" type="checkbox"/>	Women
Speed Skating	<input type="checkbox"/>	Men	<input type="checkbox"/>	Women	<input type="checkbox"/>	Men	<input type="checkbox"/>	Women
Squash	<input type="checkbox"/>	Men	<input type="checkbox"/>	Women	<input type="checkbox"/>	Men	<input type="checkbox"/>	Women
Surfing	<input type="checkbox"/>	Men	<input type="checkbox"/>	Women	<input type="checkbox"/>	Men	<input type="checkbox"/>	Women
Swimming	<input checked="" type="checkbox"/>	Men	<input checked="" type="checkbox"/>	Women	<input type="checkbox"/>	Men	<input type="checkbox"/>	Women
Synchronized Swimming	<input type="checkbox"/>	Men	<input type="checkbox"/>	Women	<input type="checkbox"/>	Men	<input type="checkbox"/>	Women

Table Tennis	<input type="checkbox"/>	Men	<input type="checkbox"/>	Women	<input type="checkbox"/>	Men	<input type="checkbox"/>	Women
Tennis	<input checked="" type="checkbox"/>	Men	<input checked="" type="checkbox"/>	Women	<input type="checkbox"/>	Men	<input type="checkbox"/>	Women
Track/ Field (Outdoor)	<input type="checkbox"/>	Men	<input type="checkbox"/>	Women	<input type="checkbox"/>	Men	<input type="checkbox"/>	Women
Track/Field (Indoor)	<input type="checkbox"/>	Men	<input type="checkbox"/>	Women	<input type="checkbox"/>	Men	<input type="checkbox"/>	Women
Ultimate Frisbee	<input type="checkbox"/>	Men	<input type="checkbox"/>	Women	<input type="checkbox"/>	Men	<input type="checkbox"/>	Women
Volleyball	<input type="checkbox"/>	Men	<input type="checkbox"/>	Women	<input type="checkbox"/>	Men	<input type="checkbox"/>	Women
Water Polo	<input type="checkbox"/>	Men	<input type="checkbox"/>	Women	<input type="checkbox"/>	Men	<input type="checkbox"/>	Women
Water Skiing	<input type="checkbox"/>	Men	<input type="checkbox"/>	Women	<input type="checkbox"/>	Men	<input type="checkbox"/>	Women
Weight Lifting	<input type="checkbox"/>	Men	<input type="checkbox"/>	Women	<input type="checkbox"/>	Men	<input type="checkbox"/>	Women
Wheel-Chair Basketball	<input type="checkbox"/>	Men	<input type="checkbox"/>	Women	<input type="checkbox"/>	Men	<input type="checkbox"/>	Women
Windsurfing	<input type="checkbox"/>	Men	<input type="checkbox"/>	Women	<input type="checkbox"/>	Men	<input type="checkbox"/>	Women
Wrestling	<input checked="" type="checkbox"/>	Men	<input type="checkbox"/>	Women	<input type="checkbox"/>	Men	<input type="checkbox"/>	Women

Review Data Set Form I: Computer Networking and Facilities (2006-2007)

Do you have a campus-wide network in place?	<input checked="" type="radio"/> Yes <input type="radio"/> No
Number of computer labs, classrooms, etc. that were on campus and accessible by undergraduate students as of May 2006?	150
Average number of computers per computer lab. (Type of computer lab described in previous question):	40
Percent of classrooms used for undergraduate instruction that allow wire connectivity between student laptop computers and the Internet:	10
Percent of classrooms used for undergraduate instruction that allow wireless connectivity between student laptop computers and the Internet:	100
Do you have a usage or lab fee for computer usage on campus for undergraduates?	<input type="radio"/> Yes <input checked="" type="radio"/> No
If so, what is it?	<input type="text"/>
Is network access available in dorm rooms?	<input checked="" type="radio"/> Yes <input type="radio"/> No
Is network access available in dorm lounges?	<input checked="" type="radio"/> Yes <input type="radio"/> No
In addition to (or instead of) wireless connectivity to the Internet in undergraduate classrooms, does your campus have any other wireless area networks?	<input checked="" type="radio"/> Yes <input type="radio"/> No
Can students remotely access the web and get their email through your college's connection?	<input checked="" type="radio"/> Yes <input type="radio"/> No
Do you permit student web pages?	<input type="radio"/> Yes <input checked="" type="radio"/> No
Do you provide student web pages?	<input type="radio"/> Yes <input checked="" type="radio"/> No
Do you have a computer ethics policy in place for your school?	<input checked="" type="radio"/> Yes <input type="radio"/> No
If yes, please describe or provide URL University policies page at http://www.odu.edu/webroot/orgs/ao/po/polnproc.nsf/pages/index	
What is the email domain for undergraduate students at your school? (I.e. @college.edu) (please enter one email domain per line in the text box to the right)	<input type="text" value="@odu.edu"/>
Is USENET feed offered?	<input type="radio"/> Yes <input checked="" type="radio"/> No

If so, is it offered fully or partially?	<input type="radio"/> Full <input type="radio"/> Partial
Do you have any alliances or partnerships with technology companies?	<input checked="" type="radio"/> Yes <input type="radio"/> No
If so, please describe	Gateway, percentage discounts, pre-configured computers for offices; Dell, percentage discounts.
Do you offer undergraduate online degree programs?	<input checked="" type="radio"/> Yes <input type="radio"/> No
If so, please describe	
Do you offer online courses?	<input checked="" type="radio"/> Yes <input type="radio"/> No
If so, please describe	Teletechnet; RN to BSN degree available on line; also Engineering Mgmt Graduate Degree
Can students register for classes online?	<input checked="" type="radio"/> Yes <input type="radio"/> No
Can any administrative functions (besides course registration) be performed online?	<input checked="" type="radio"/> Yes <input type="radio"/> No
If so, please describe	Review of schedule, transcripts, accounts and personal data.
Does your school's tuition include a personal computer for each student?	<input type="radio"/> Yes <input checked="" type="radio"/> No
Percent of publicly accessible (i.e. in common area, such as computer labs, libraries, etc.) are PCs:	94
Percent of publicly accessible (i.e. in common area, such as computer labs, libraries, etc.) are Macs:	5
Percent of publicly accessible (i.e. in common area, such as computer labs, libraries, etc.) are UNIX:	1
Do you support handheld computing (Palm or PocketPC), including technical and IT support or academic information available in handheld PC format?	<input checked="" type="radio"/> Yes <input type="radio"/> No
Which of the following multimedia equipment do you provide:	<input checked="" type="checkbox"/> Digital cameras <input checked="" type="checkbox"/> Digital video cameras <input checked="" type="checkbox"/> Scanners <input checked="" type="checkbox"/> Professional quality printers
Are there restrictions for the use of this equipment?	<input checked="" type="radio"/> Yes <input type="radio"/> No
Do you have a guideline promoting and/or requiring computers/computing resources for undergraduates?	<input checked="" type="radio"/> Yes <input type="radio"/> No
Do you require computer instruction or proficiency for undergraduates?	<input checked="" type="radio"/> Yes <input type="radio"/> No

Which of the following Operating Systems do you support?

<input checked="" type="checkbox"/> Macintosh <input checked="" type="checkbox"/> UNIX <input type="checkbox"/> Windows 3.x <input checked="" type="checkbox"/> Windows 95 <input checked="" type="checkbox"/> Other: Novell	
Do you require that undergraduates own computers?	<input type="radio"/> Yes <input checked="" type="radio"/> No
If so, do you recommend laptops or desktop machines?	<input type="radio"/> Desktop <input type="radio"/> Laptop
Percent of undergraduates that own computers?	80
Do you have a special pricing, discount, or resale agreement with hardware vendors?	<input checked="" type="radio"/> Yes <input type="radio"/> No
If so, please list them.	Through the institution's Technology Store, discounts are available for Gateway, Dell, Apple, and IBM.
	<input type="checkbox"/> Computer security

Do you offer courses in:	<input type="checkbox"/> Videogaming <input type="checkbox"/> Robotics
Do you do any webcasting or digital audio or video-streaming of courses on campus?	<input checked="" type="radio"/> Yes <input type="radio"/> No
Do you do any webcasting or digital audio or video-streaming of campus radio or TV stations?	<input checked="" type="radio"/> Yes <input type="radio"/> No

Review Data Set Form J: Visiting Campus (2006-2007)

Name of person responsible for organizing prospective student visits:	Office of Admissions		
Title (eg. Visiting Coordinator or Director of Admissions)	Old Dominion University		
Mailing Address	108 Rollins Hall		
City/State/Zip	Norfolk	VA	23529
Phone / Fax	757-683-3685	757-683-3255	
Email			
Provide a URL to a page on your website where visiting information can be found:	admissions.odu.edu		
Do you have a Campus Visiting Center?	<input checked="" type="radio"/> Yes <input type="radio"/> No <input type="button" value="Clear"/>		
If yes, please list the phone number	757-683-5678		
Days:			
Hours:			
Closed:			

On Campus Highlights

<p>On Campus Highlights</p> <p>Please provide up to five of the most popular places on campus. (Examples might be a new building, a museum, a coffee shop, an athletic facility)</p> <p>Additional space is provided for other information.</p>	<ol style="list-style-type: none"> 1. <u>Webb Student Center</u> 2. <u>Engineering/Computational Bldg</u> 3. <u>University Village</u> 4. <u>Constant Convocation Center</u> 5. <u>Kaufman Mall</u>
--	--

Off Campus Highlights

<p>Off Campus Highlights</p> <p>Please provide up to five of the most popular places off campus. (Examples might be tourist attractions, shopping areas, museums.)</p> <p>Additional space is provided for other information.</p>	<ol style="list-style-type: none"> 1. <u>Chrysler Museum</u> 2. <u>Bush Gardens</u> 3. <u>Virginia Marine and Science Museum</u> 4. <u>Nauticus</u> 5. <u>Colonial Williamsburg</u>
--	--

Additional Attractions: Norfolk: Scope, Battleship Wisconsin, Spirit of Norfolk, MacArthur Center, Waterside Festival Marketplace, Norfolk Botanical Garden, Norfolk Zoological Gardens;

Campus Tours

Email address for prospective students to sign up for campus tour:	<input type="text" value="admit@odu.edu"/>
Provide a URL to a page on your website where prospective students can sign up for a campus tour:	<input type="text" value="http://admissions.odu.edu/freshman.php?page=t"/>
Campus Tours Available	<input checked="" type="radio"/> Available <input type="radio"/> Not Available <input type="button" value="Clear"/>
Appointment Required	<input type="radio"/> Required <input checked="" type="radio"/> Not required <input type="radio"/> preferred <input type="button" value="Clear"/>
Dates	<input type="radio"/> Year-round <input checked="" type="radio"/> Academic Year <input type="radio"/> Varies <input type="button" value="Clear"/>
Times (list available times)	<input type="checkbox"/> <input checked="" type="checkbox"/> Varies
Average Length	<input type="radio"/> 30 minutes <input checked="" type="radio"/> 1 hour <input type="radio"/> 2 hour <input type="radio"/> varies <input type="button" value="Clear"/>
Provide a URL to a page on your website to an online campus tour or photo gallery:	<input type="text" value="admissions.odu.edu"/>

On Campus Interviews

Email address for prospective students to sign up for on-campus interview:	<input type="text" value="admit@odu.edu"/>
Provide a URL to a page on your website where prospective students can sign up for a on-campus interview:	<input type="text"/>
On Campus Interviews	<input type="radio"/> Available <input checked="" type="radio"/> Not Available <input type="button" value="Clear"/>
Start Date-Juniors (indicate when juniors may start interviewing)	<input type="text"/>
Appointment Required	<input type="radio"/> Required <input type="radio"/> Not Required <input type="radio"/> preferred <input type="button" value="Clear"/>
Advance Notice	<input checked="" type="radio"/> Yes <input type="radio"/> No <input type="button" value="Clear"/>
If yes, specify the length of advance notice	<input type="radio"/> 1 week <input type="radio"/> 2 weeks <input type="radio"/> 3 weeks <input type="radio"/> other <input type="button" value="Clear"/>
Saturdays	<input type="radio"/> Yes <input type="radio"/> No <input type="radio"/> Sometimes <input type="button" value="Clear"/>
Average Length	<input type="radio"/> 30 minutes <input type="radio"/> 45 minutes <input type="radio"/> 1 hour <input type="radio"/> 1.5 hours <input type="radio"/> 2 hours <input type="button" value="Clear"/>
Information Sessions	<input type="radio"/> Available <input type="radio"/> Not Available <input type="button" value="Clear"/>
If available, when	<input type="text"/>

Faculty and Coach Visits

Email address to inquire about visits with faculty members:	<input type="text" value="admit@odu.edu"/>
Provide a URL to a page on your website where prospective students can sign up for, or inquire about, a visit with a faculty member:	<input type="text"/>
Email address for prospective students to inquire about, or arrange for, a visit with a sports coach:	<input type="text" value="admit@odu.edu"/>
Dates/Times:	<input type="radio"/> Year-round <input checked="" type="radio"/> Academic Year <input type="radio"/> N/A

Subject to faculty/coach availability	<input type="button" value="Clear"/>
Arrangements:	<input type="radio"/> Contact Admissions Office <input type="radio"/> Contact Coach Directly <input checked="" type="radio"/> Contact Athletic Department <input type="radio"/> Other <input type="text"/> <input type="button" value="Clear"/>
Advance Notice	<input checked="" type="radio"/> 1 week <input type="radio"/> 2 weeks <input type="radio"/> 3 weeks <input type="radio"/> other <input type="button" value="Clear"/>

Class Visits

Provide a URL to a page on your website where prospective students can sign up for, or inquire about, class visits:	<input type="text" value="admissions.odu.edu"/>
Dates	<input type="radio"/> Year-round <input checked="" type="radio"/> Academic Year <input type="radio"/> Varies <input type="button" value="Clear"/>
Arrangements	<input checked="" type="radio"/> Contact Admissions Office <input type="radio"/> Contact Visiting Center <input type="radio"/> Other <input type="text"/> <input type="button" value="Clear"/>

Overnight Dorm Stays

Overnight Dorm Stays	<input type="radio"/> Available <input checked="" type="radio"/> Not Available <input type="button" value="Clear"/>
Advance Notice	<input type="radio"/> 1 week <input type="radio"/> 2 weeks <input type="radio"/> 3 weeks <input type="radio"/> other <input type="button" value="Clear"/>
Arrangements	<input type="radio"/> Contact Admissions Office <input type="radio"/> Contact Visiting Center <input type="radio"/> Other <input type="text"/> <input type="button" value="Clear"/>
Limitations	<input type="text"/>


Transportation

<p>Transportation</p> <p>Please provide a description of the types of transportation available to campus e.g., taxis, shuttle buses, buses, and trains. Include the closest airport.</p>	<p>Old Dominion University is served by Norfolk International Airport, Amtrak (via bus service to Newport News), Greyhound Bus, and taxi service. Additionally, Old Dominion University operates a shuttle bus</p>
Provide a URL to a page on your website for Public Transportation to campus	<input type="text" value="http://admissions.odu.edu/freshman.php?page=c"/>
<p>Driving Instructions</p> <p>Please provide driving instructions from major roads or landmarks.</p>	<p>FROM THE NORTH: Take I-95 South to Richmond. Pick up I-64 East to Norfolk. Drive through the Hampton Roads Tunnel. Approximately 6 miles after leaving the tunnel, you will see a sign saying "TO</p>
Provide URL to a page on your website for driving instructions to campus:	<input type="text" value="http://admissions.odu.edu/freshman.php?page=c"/>
Provide URL to a page on your website that describes on-campus visitor parking:	<input type="text" value="http://www.odu.edu/af/parking/directions"/>
<p>Local Accommodations</p> <p>Please provide a description of available lodging in all price ranges.</p>	<p>Near by</p> <p>Wide range of hotel and motel options available in Virginia Beach, Williamsburg, and Norfolk.</p> <p>Far Away</p>

Provide a URL to a page on your website for local accommodation information:	<input type="text" value="admissions.odu.edu"/>

Review Data Set Form K: Career Services and Placement (2006-2007)

Check services in career placement center:

<input checked="" type="checkbox"/> Alumni network <input checked="" type="checkbox"/> Alumni services <input checked="" type="checkbox"/> Career/job search classes <input checked="" type="checkbox"/> Career assessment <input checked="" type="checkbox"/> Internships <input checked="" type="checkbox"/> Regional alumni	
Are on-campus job interviews available in the career placement center?	<input checked="" type="radio"/> Yes <input type="radio"/> No <input type="button" value="Clear"/>
 Does your school provide opportunities for any of the following:	<input checked="" type="checkbox"/> Cooperative learning <input checked="" type="checkbox"/> Experiential learning <input checked="" type="checkbox"/> Internships
Please describe the program above of which you are proudest:	<input type="text" value="The Career Advantage Program is a comprehensive series of programs,"/>
Does your school offer a major (for a 4-year degree) in entrepreneurship/entrepreneurial studies?	<input type="radio"/> Yes <input checked="" type="radio"/> No <input type="button" value="Clear"/>
Does your school have any alumni who are prominent entrepreneurs (especially founders of businesses)?	<input checked="" type="radio"/> Yes <input type="radio"/> No <input type="button" value="Clear"/>
If yes, please list the appropriate alumni and their businesses:	<input type="text" value="Brian Holland - Atlantic Bay Mortgage Group: Charles E. Beaver is senior vice"/>
Are there any prominent entrepreneurs (especially founders of businesses) on your undergraduate teaching faculty?	<input checked="" type="radio"/> Yes <input type="radio"/> No <input type="button" value="Clear"/>
If yes, please list the appropriate faculty members and their businesses:	<input type="text" value="Dennis Ackerman - Bank of America Entrepreneurial Center at ODU"/>
Are there any officially recognized clubs/organizations specifically for entrepreneurial students at your school?	<input checked="" type="radio"/> Yes <input type="radio"/> No <input type="button" value="Clear"/>
If yes, please list and describe them:	<input type="text" value="Alpha Kappa Psi"/>
Are there any officially supported mentorship programs for entrepreneurial students at your school?	<input type="radio"/> Yes <input checked="" type="radio"/> No <input type="button" value="Clear"/>
If yes, please list and describe them:	<input type="text"/>
Are there any school-sponsored programs specifically designed to help entrepreneurial students launch businesses (e.g., small business administration, venture	<input type="radio"/> Yes <input checked="" type="radio"/> No <input type="button" value="Clear"/>

capital fund) at your school?	
If yes, please list and describe them:	
Are there any experiential learning opportunities with entrepreneurs for students at your school?	<input checked="" type="radio"/> Yes <input type="radio"/> No <input type="button" value="Clear"/>
If yes, please list and describe them:	The Career Advantage Program. More information is available at
Are there any official research-grant relationships between your school and any corporations or governmental agencies?	<input checked="" type="radio"/> Yes <input type="radio"/> No <input type="button" value="Clear"/>
If yes, please list and describe them:	NASA, Jefferson Labs