

COMMON DATA SET TOPICS

A.	General Information
B.	Enrollment and Persistence
C.	Admissions
D.	Transfers
E.	Academic Offerings
F.	Student Life
G.	Annual Expenses
H.	Financial Aid
I.	Instructional Faculty/Class Size
J.	Degrees Conferred

Review Data Set	Additional Information
Review Data Set	Sports
Review Data Set	Majors
Review Data Set	Computer Information

Common Data Set A: General Information (2002-2003)**A1. Address Information**

Name of College or University	Old Dominion University
Mailing Address	5215 Hampton Boulevard
City/State/Zip	Norfolk, VA 23529
Country	United States
Street Address (if different)	
Main Phone	757-683-3000
WWW Home Page Address	www.odu.edu
Admissions Phone Number	757-683-3685
Admissions Toll-Free Number	800-348-7926
Admissions Office Mailing Address	108 Rollins Hall , 5215 Hampton Boulevard
City/State/Zip	Norfolk, VA 23529-0050
Country	United States
Admissions Fax Number	757-683-3255
Admissions Email Address	admit@odu.edu
If there is a separate URL application site on the internet, please specify:	web.odu.edu/ao/admissions

A2. Source of institutional control

Public Private (nonprofit)

A3. Classify your undergraduate institution

Coeducational Men's Women's

A4. Academic year calendar

Semester Quarter Trimester 4-1-4 Other Continuous
 Differs By Program

If you chose "Continuous", please describe here:

If you chose "Differs", please describe here:

If you chose "Others", please describe here:

A5. Degrees offered by your institution






- Certificate
 Diploma
 Associate
 Transfer
 Terminal
 Bachelor's
 Post Bachelor's Certificate
 Master's

- Post Master's Certificate
 Doctoral
 First Professional
 First Professional Certificate

Common Data Set B: Enrollment And Persistence (2002-2003)



B1. Institutional Enrollment---Men and Women


Provide numbers of students for each of the following categories as of the institution's official fall reporting date or as of October 15, 2002.

	FULL-TIME			PART-TIME		
Undergraduates						
Degree-seeking, first-time freshmen	799	902	Line 1	30	23	Line 15
Other first-year, degree-seeking	269	319	Line 2	54	85	Line 16
All other degree-seeking	2,800	3,840	Lines 3-6	1,259	2,069	Lines 17-20
<i>Total degree-seeking</i>	3,868	5,061		1,343	2,177	
All other undergraduates enrolled in credit courses	99	76	Line 7	499	455	Line 21
 <i>Total undergraduates</i>	3,967	5,137	Line 8	1,842	2,632	Line 22
First-professional						
First-time, first-professional students	0	0	Line 9	0	0	Line 23
All other first-professionals	0	0	Line 10	0	0	Line 24
<i>Total first-professional</i>						
Graduate						
Degree-seeking, first-time	97	151	Line 11	89	140	Line 25
All other degree-seeking	426	511	Line 12	1,043	1,130	Line 26
All other graduates enrolled in credit courses	63	131	Line 13	974	1,772	Line 27
<i>Total graduate</i>	586	793		2,106	3,042	
  Total all undergraduates (2001 IPEDS sum of lines 8 and 22, cols. 15 and 16):						13,578
 Total all graduate and professional students (2001 IPEDS sum of lines 14 and 28, cols. 15 and 16):						6,527
 GRAND TOTAL ALL STUDENTS (2001 IPEDS line 29, sum of cols. 15 and 16):						20,105

B2. Enrollment by Racial/Ethnic Category

Provide numbers of undergraduate students for each of the following categories as of the institution's official fall reporting date or as of October 15, 2002. Include international students only in the category "Nonresident aliens." Complete the "Total Undergraduates" column only if you cannot provide data for the first two columns. **Refer to IPEDS EF-1 Part A or IPEDS EF-2 Part A surveys based on column and line numbers in grid for totals.**

		 Degree-seeking	
--	---	--	--

	Degree-seeking First-time First year	undergraduates (including first-time first-year)	 Total Undergraduates (both degree- and non- degree-seeking)
Non-resident aliens	44	377	401
Black, non-Hispanic	430	2,846	3,078
American Indian or Alaskan Native	14	90	100
Asian or Pacific Islander	127	808	844
Hispanic	63	361	386
White, non-Hispanic	929	7,315	7,876
Race/ethnicity unknown	147	652	893
Total	1,754	12,449	13,578

Persistence

B3. Number of degrees awarded by your institution from July 1, 2001 to June 30, 2002

 Certificate/diploma	0
 Associate degrees	0
 Bachelor's degrees	2,223
 Post-Bachelor's certificates	0
 Master's degrees	1,235
 Post-master's certificates	2
 Doctoral degrees	63
 First professional degrees	0
 First professional certificates	0

Graduation Rates

The items in this section correspond to data elements collected by the IPEDS Web-based Data Collection System's Graduation Rate Survey (GRS). For complete instructions and definitions of data elements, see the IPEDS GRS instructions and glossary on the 2002 Web-based survey.

For Bachelor's or Equivalent Programs

Report for the cohort of full-time first-time bachelor's (or equivalent) degree-seeking undergraduate students who entered in fall 1996. Include in the cohort those who entered your institution during the summer term preceding fall 1996.

B4.

Initial 1996 cohort of first-time, full-time bachelor's (or equivalent) degree-seeking undergraduate students; total all students:	1,480
--	-------

(2001 IPEDS GRS, Section II, Part A, line 10, sum of columns 15 and 16)

B5.

Of the initial 1996 cohort, how many did not persist and did not graduate for the following reasons: deceased, permanently disabled, armed forces, foreign aid service of the federal government, or official church missions; total allowable exclusions:	2
--	---

(2001 IPEDS GRS, Section II, Part C, line 45, sum of columns 15 and 16)

B6.

Final 1996 cohort, after adjusting for allowable exclusions:	1,478
--	-------

(Subtract question B5 from question B4)

B7.

Of the initial 1996 cohort, how many completed the program in four years or less (by August 31, 2000):	253
--	-----

(2001 IPEDS GRS, Section II, Part A, line 19, sum of columns 15 and 16)

B8.

Of the initial 1996 cohort, how many completed the program in more than four years but in five years or less (after August 31, 2000 and by August 31, 2001):	244
--	-----

(2001 IPEDS GRS, Section II, Part A, line 20, sum of columns 15 and 16)

B9.

Of the initial 1996 cohort, how many completed the program in more than five years but in six years or less (after August 31, 2001 and by August 31, 2002):	109
---	-----

(2001 IPEDS GRS, Section II, Part A, line 21 sum of columns 15 and 16)

B10.

Total graduating within six years (sum of questions B7, B8, and B9):	606
--	-----

(2001 IPEDS GRS, Section II, Part A, line 18 sum of columns 15 and 16)

B11.

Six-year graduation rate for 1996 cohort (question B10 divided by question B6):	41
---	----

For Two-Year Institutions

The information in this section comes from the IPEDS Graduation Rate Survey (IPEDS GRS-2). For complete instructions and definitions of data elements, see the IPEDS GRS-2 instructions and glossary.

B12.

Initial 1999 cohort, total of first-time, full-time degree/certificate-seeking students:	
--	--

(2001 IPEDS GRS-2, Section III, line 10, sum of columns 15 and 16)

B13.

Of the intial 1999 cohort, how many did not persist and did not graduate for the following reasons: deceased, permanently disabled, armed forces, foreign aid service of the federal government, or official church missions; total allowable exclusions:	
---	--

(2001 IPEDS GRS-2, Section III, line 45, sum of columns 15 and 16)

B14.

Final 1999 cohort, after adjusting for allowable exclusions:	
--	--

(Subtract question B13 from question B12)

B15.

Completers of programs of less than two years duration (total):	
---	--

(2001 IPEDS GRS-2, Section III, line 11, sum of columns 15 and 16)

B16.

Completers of programs of less than two years within 150 percent of normal time:	
--	--

(2001 IPEDS GRS-2, Section III, line 11A, sum of columns 15 and 16)

B17.

Completers of programs of at least two but less than four years (total):	
--	--

(2001 IPEDS GRS-2, Section III, line 12, sum of columns 15 and 16)

B18.

--	--

Completers of programs of at least two but less than four-years within 150 percent of normal time:	
--	--

(2001 IPEDS GRS-2, Section III, line 12A, sum of columns 15 and 16)

B19.

Total transfers-out (within three years) to other institutions:	
---	--

(2001 IPEDS GRS-2, Section III, line 30, sum of columns 15 and 16)

B20.

Total transfers to two-year institutions:	
---	--

(2001 IPEDS GRS-2, Section III, line 32, sum of columns 15 and 16)

B21.

Total transfers to four-year institutions:	
--	--

(2001 IPEDS GRS-2, Section III, line 33, sum of columns 15 and 16)

Retention Rates









Report for the cohort of all full-time, first-time bachelor's (or equivalent) degree-seeking undergraduate students who entered in Fall 2001 (or the preceding summer term). The initial cohort may be adjusted for students who departed for the following reasons: deceased, permanently disabled, armed forces, foreign aid service of the federal government or official church missions. No other adjustments to the initial cohort should be made.





B22. 

For the cohort of all full-time bachelor's (or equivalent) degree-seeking undergraduate students who entered your institution as freshman in Fall 2001 (or the preceding summer term), what percentage was enrolled at your institution as of the date your institution calculates its official enrollment in Fall 2002?	78
--	----

Common Data Set C: First-Time, First-Year (Freshman) Admission (2002-2003)**Applications****C1.**  **First-time, first-year (freshman) students:**

Provide the number of degree-seeking first-time, first-year who applied, were admitted, and enrolled (full- or part-time) in Fall 2002. Include early decision, early action, and students who began studies during summer in this cohort. Applicants include all students who fulfilled the requirements for consideration for admission (including payment or waiving of the application fee, if any) and who have been notified of one of the following actions: admission, no admission, placement on waiting list, or application withdrawn (by applicant or institution). Admitted applicants should include wait-listed students who were subsequently offered admission.

 Total first-time, first-year (freshman) men who applied	2,966
 Total first-time, first-year (freshman) women who applied	3,506
 Total first-time, first-year (freshman) who applied	6,472
 Total first-time, first-year (freshman) men who were admitted	2,155
 Total first-time, first-year (freshman) women who were admitted	2,359
 Total first-time, first-year (freshman) who were admitted	4,514
 Total full-time, first-time, first-year (freshman) men who enrolled	799
 Total full-time, first-time, first-year (freshman) women who enrolled	902




 Total full-time, first-time , first-year (freshman) who enrolled	1,701
 Total part-time, first-time, first-year (freshman) men who enrolled	30
 Total part-time, first-time , first-year (freshman) women who enrolled	23
 Total part-time, first-time , first-year (freshman) who enrolled	53

C2. Freshman wait-listed students

(students who met admission requirements but whose final admission was contingent on space availability)

Do you have a policy of placing students on a waiting list?	<input type="radio"/> Yes	<input checked="" type="radio"/> No
---	---------------------------	-------------------------------------

If yes, please answer the questions below for Fall 2002 admissions:

 Number of qualified applicants placed on waiting list	
 Number accepting a place on the waiting list	
 Number of wait-listed students admitted	

Admission Requirements

C3. High school completion requirement

High school completion requirement(s) for degree-seeking entering students:

<input checked="" type="checkbox"/> High school diploma is required and GED is accepted
<input type="checkbox"/> High school diploma is required and GED is not accepted
<input type="checkbox"/> High school diploma or equivalent is not required

C4. Does your institution require or recommend a general college preparatory program for degree-seeking students?

<input type="radio"/> Require
<input checked="" type="radio"/> Recommend
<input type="radio"/> Neither require nor recommend

C5. Distribution of high school units required and/or recommended.

Specify the distribution of academic high school course units required and/or recommended of all or most degree-seeking students using Carnegie units (one unit equals one year of study or equivalent). If you use a different system for calculating units, please convert.


	Units required	Units recommended
Total academic units	16	
English	4	
Mathematics	3	
Science	3	
-of these, units that must be lab	2	
Foreign language	3	
Social Studies	0	3
History	3	
Academic electives	0	
Other:		

Basis for Selection

C6. Open admission policy, under which virtually all secondary school

graduates or students with GED equivalency diplomas are admitted without regard to academic record, test scores, or other qualifications? If so, check which applies:

<input type="checkbox"/> Open admission policy as described above for all students
Open admission policy as described above for most students, but
<input type="checkbox"/> selective admission for out-of-state students
<input type="checkbox"/> selective admission to some programs
Other (explain) _____

C7.  Relative importance of each of the following academic and nonacademic factors in your first-time, first-year, degree-seeking (freshman) admission decisions.

	Very important	Important	Considered	Not considered
<i>Academic</i>				
Secondary school record	<input checked="" type="radio"/>	<input type="radio"/>	<input type="radio"/>	<input type="radio"/>
Class rank	<input type="radio"/>	<input checked="" type="radio"/>	<input type="radio"/>	<input type="radio"/>
Recommendations	<input type="radio"/>	<input checked="" type="radio"/>	<input type="radio"/>	<input type="radio"/>
Standardized test scores	<input checked="" type="radio"/>	<input type="radio"/>	<input type="radio"/>	<input type="radio"/>
Essays	<input type="radio"/>	<input checked="" type="radio"/>	<input type="radio"/>	<input type="radio"/>
<i>Non-Academic</i>				
Interview	<input type="radio"/>	<input type="radio"/>	<input checked="" type="radio"/>	<input type="radio"/>
Extracurricular activities	<input checked="" type="radio"/>	<input type="radio"/>	<input type="radio"/>	<input type="radio"/>
Talent/ability	<input type="radio"/>	<input type="radio"/>	<input checked="" type="radio"/>	<input type="radio"/>
Character/personal qualities	<input type="radio"/>	<input type="radio"/>	<input checked="" type="radio"/>	<input type="radio"/>
Alumni/ae relation	<input type="radio"/>	<input type="radio"/>	<input checked="" type="radio"/>	<input type="radio"/>
Geographical residence	<input type="radio"/>	<input type="radio"/>	<input type="radio"/>	<input checked="" type="radio"/>
State residency	<input type="radio"/>	<input type="radio"/>	<input type="radio"/>	<input checked="" type="radio"/>
Religious affiliation/commitment	<input type="radio"/>	<input type="radio"/>	<input type="radio"/>	<input checked="" type="radio"/>
Minority status	<input type="radio"/>	<input type="radio"/>	<input type="radio"/>	<input checked="" type="radio"/>
Volunteer work	<input type="radio"/>	<input checked="" type="radio"/>	<input type="radio"/>	<input type="radio"/>
Work experience	<input type="radio"/>	<input checked="" type="radio"/>	<input type="radio"/>	<input type="radio"/>

SAT and ACT Policies

C8.  Entrance exams

A. Does your institution make use of SAT I, SAT II, or ACT scores in admission decisions for first-time, first-year, degree-seeking applicants?	<input checked="" type="radio"/> Yes <input type="radio"/> No
---	--

If yes, please select the appropriate boxes below to reflect your institution's policies for use in admission.

	ADMISSIONS				
	Require	Recommend	Require for some	Consider if submitted	Not used
SAT I	<input type="radio"/>	<input type="radio"/>	<input type="radio"/>	<input type="radio"/>	<input type="radio"/>
ACT	<input type="radio"/>	<input type="radio"/>	<input type="radio"/>	<input type="radio"/>	<input type="radio"/>

SAT I or ACT (no preference)	<input checked="" type="radio"/>	<input type="radio"/>	<input type="radio"/>	<input type="radio"/>	<input type="radio"/>
SAT I or ACT-SAT I preferred	<input type="radio"/>	<input type="radio"/>	<input type="radio"/>	<input type="radio"/>	<input type="radio"/>
SAT I or ACT-ACT preferred	<input type="radio"/>	<input type="radio"/>	<input type="radio"/>	<input type="radio"/>	<input type="radio"/>
SAT I or SAT II	<input type="radio"/>	<input type="radio"/>	<input type="radio"/>	<input type="radio"/>	<input type="radio"/>
SAT I and SAT II or ACT	<input type="radio"/>	<input type="radio"/>	<input type="radio"/>	<input type="radio"/>	<input type="radio"/>
SAT II	<input type="radio"/>	<input type="radio"/>	<input type="radio"/>	<input type="radio"/>	<input type="radio"/>

In addition, does your institution use applicants' test scores for placement or counseling?

Placement	<input type="radio"/> Yes <input checked="" type="radio"/> No
Counseling	<input type="radio"/> Yes <input checked="" type="radio"/> No

B. Does your institution use the SAT I or II or the ACT **for placement only**? If so, please mark the appropriate boxes below:

	PLACEMENT		
	Require	Recommend	Require for some
SAT I	<input type="radio"/>	<input type="radio"/>	<input type="radio"/>
SAT II	<input type="radio"/>	<input type="radio"/>	<input type="radio"/>
ACT	<input type="radio"/>	<input type="radio"/>	<input type="radio"/>
SAT I or ACT	<input checked="" type="radio"/>	<input type="radio"/>	<input type="radio"/>

C. Latest date by which SAT I or ACT scores must be received for fall-term admission:	03/15
Latest date by which SAT II scores must be received for fall-term admission:	

D. If necessary, use this space to clarify your test policies (e.g. if tests recommended for some students, or if tests not required of some students):






Freshman Profile

Provide percentages for **ALL enrolled, degree-seeking, full-time and part-time, first-time, first-year (freshman) students** enrolled in Fall 2002, including students who began studies during summer, international students/nonresident aliens, and students admitted under special arrangements.







C9. Percent and number of first-time, first-year (freshman) students enrolled in Fall 2002 who submitted national standardized (SAT/ACT) test scores.







Include information for **ALL enrolled, first-time, first-year (freshman) degree-seeking students who submitted test scores**. Do not include partial test scores (e.g. mathematics scores but not verbal for a category of students) or combine other standardized test results (such as TOEFL) in this item. SAT scores should be recentered scores. The 25th percentile is the score that 25 percent scored at or below; the 75th percentile score is the one that 25 percent scored at or above.

Percent submitting SAT scores	85
Percent submitting ACT scores	10
Number submitting SAT scores	1,490
Number submitting ACT scores	169




	25th percentile	75th percentile
 SAT I Verbal	470	560
 SAT I Math	470	580
 ACT Composite	17	20
 ACT English		
 ACT Math		

Percent of first-time, first-year (freshman) students with scores in each range:

	SAT I Verbal	SAT I Math
 700-800	2	2
 600-699	16	18
 500-599	44	42
 400-499	36	36
 300-399	2	2
 200-299	0	0

	ACT Composite	ACT English	ACT Math
 30-36	0		
 24-29	8		
 18-23	63		
 12-17	28		
 6-11	0		
 below 6	0		

C10. Percent of all degree-seeking, first-time, first-year (freshman) students who had high school class rank within each of the following ranges (report information for those students from whom you collected high school rank information).

 Percent in top 10th of high school graduating class	15
 Percent in top quarter of high school graduating class	47
 Percent in top half of high school graduating class	85
Percent in bottom half of high school graduating class	15
Percent in bottom quarter of high school graduating class	1
Percent of total first-time, first-year (freshman) students who submitted high school class rank:	77

C11.  Percent of all enrolled, degree-seeking first-time, first-year (freshman) students who had high school grade-point averages within each of the following ranges (using 4.0 scale); report information only for those students from whom you collected high school GPA.




Percent who had a GPA of 3.0 or higher	63
--	----

Percent who had a GPA between 2.0 and 2.99	37
Percent who had a GPA between 1.0 and 1.99	1
Percent who had a GPA below 1.0	0



C12.

Average high school GPA of all degree-seeking, first-time, first year (freshman) students who submitted GPA:	3.18
Percent of total first-time, first-year (freshman) students who submitted high school GPA:	96

Admission Policies**C13. Application Fee**

 Does your institution have an application fee?	<input checked="" type="radio"/> Yes <input type="radio"/> No
 Amount of application fee	30
 Can it be waived for applicants with financial need?	<input checked="" type="radio"/> Yes <input type="radio"/> No

C14. Application Closing Date

 Does your institution have an application closing date?	<input checked="" type="radio"/> Yes <input type="radio"/> No
Application closing date (Fall)	03/15
 Priority date	12/15

C15.

Are first-time, first-year students accepted for terms other than the fall?	<input checked="" type="radio"/> Yes <input type="radio"/> No
--	---

C16.  Notification to applicants of admission decision sent (fill in one only)

On a rolling basis beginning (date)	01/15
By (date)	
Other	

C17. Reply policy for admitted applicants (fill in one only)

Must reply by (date)	
No set date	<input checked="" type="checkbox"/>
Must reply by May 1 or within	weeks if notified thereafter
Other	

C18. Deferred admission:

Does your institution allow students to postpone enrollment after admission?	<input checked="" type="radio"/> Yes <input type="radio"/> No
If yes, maximum period of postponement:	12 months

C19. Early admission of high school students:

Does your institution allow high school students to enroll as full-time, first-time, first-year (freshman) students one year or more before high school graduation?	<input checked="" type="radio"/> Yes <input type="radio"/> No
---	---

C20. Common application

Will you accept the Common Application distributed by the National Association of Secondary School Principals if submitted?	<input checked="" type="radio"/> Yes <input type="radio"/> No

If "yes," are supplemental forms required?	<input type="radio"/> Yes <input checked="" type="radio"/> No
Is your college a member of the Common Application Group?	<input checked="" type="radio"/> Yes <input type="radio"/> No

Early Decision and Early Action Plans

C21. Early decision

Does your institution offer an early decision plan (an admission plan that permits students to apply and be notified of an admission decision well in advance of the regular notification date and that asks students to commit to attending if accepted) for first-time, first-year (freshman) applicants for Fall enrollment?	<input type="radio"/> Yes <input checked="" type="radio"/> No
---	---

If "yes," please complete the following:

First or only early decision plan closing date	
First or only early decision plan notification date	
Other early decision plan closing date	
Other early decision plan notification date	
Number of early decision applicants received by your institution for the Fall 2002 entering class:	
Number of applicants admitted under early decision plan for the Fall 2002 entering class:	
Please provide significant details about your early decision plan.	

C22. Early action:

Do you have a nonbinding early action plan whereby students are notified of an admission decision well in advance of the regular notification date but do not have to commit to attending your college?	<input checked="" type="radio"/> Yes <input type="radio"/> No
---	---

If "yes," please complete the following:

Early action closing date	12/15
Early action notification date	01/15

Common Data Set D: Transfer Admission (2002-2003)

Fall Applicants

D1.

Does your institution enroll transfer students?	<input checked="" type="radio"/> Yes <input type="radio"/> No
---	---

(If no, please skip to Section E)

If yes, may transfer students earn advanced standing credit by transferring credits earned from course work completed at other colleges/universities?	<input checked="" type="radio"/> Yes <input type="radio"/> No
---	---

D2. Provide the number of students who applied, were admitted, and enrolled as degree-seeking transfer students in Fall 2002.

	Applicants	Admitted Applicants	Enrolled Applicants
Men	1,030	888	503

Women	1,793	1,625	943
Total	2,823	2,513	1,446

Application for Admission

D3. Indicate terms for which transfers may enroll:

<input checked="" type="checkbox"/> Fall	<input type="checkbox"/> Winter	<input checked="" type="checkbox"/> Spring	<input checked="" type="checkbox"/> Summer
--	---------------------------------	--	--

D4.

Must a transfer applicant have a minimum number of credits completed or else must apply as an entering freshman?	<input checked="" type="radio"/> Yes <input type="radio"/> No
If yes, what is the minimum number of credits and the unit of measure?	1

D5. Indicate all items required of transfer students to apply for admission:

	Required of All	Recommended of All	Recommended of Some	Required of Some	Not Required
High school transcript	<input type="radio"/>	<input type="radio"/>	<input checked="" type="radio"/>	<input type="radio"/>	<input type="radio"/>
College transcript(s)	<input checked="" type="radio"/>	<input type="radio"/>	<input type="radio"/>	<input type="radio"/>	<input type="radio"/>
Essay or personal statement	<input checked="" type="radio"/>	<input type="radio"/>	<input type="radio"/>	<input type="radio"/>	<input type="radio"/>
Interview	<input type="radio"/>	<input type="radio"/>	<input type="radio"/>	<input checked="" type="radio"/>	<input type="radio"/>
Standardized test score	<input type="radio"/>	<input type="radio"/>	<input type="radio"/>	<input checked="" type="radio"/>	<input type="radio"/>
Statement of good standing from prior institution(s)	<input type="radio"/>	<input type="radio"/>	<input type="radio"/>	<input type="radio"/>	<input checked="" type="radio"/>

D6.

If a minimum high school grade point average is required of transfer applicants, specify (on a 4.0 scale):	2.5
--	-----

D7.

If a minimum college grade point average is required of transfer applicants, specify (on a 4.0 scale):	2.2
--	-----

D8.

List any other application requirements specific to transfer applicants:

D9. List application priority, closing, notification, and candidate reply dates for transfer students. If applications are reviewed on a continuous or rolling basis, place a check mark in the "Rolling admission" column.

	Priority Date	Closing Date	Notification Date	Reply Date	Rolling Admission
Fall	03/15	05/15	07/01		<input checked="" type="checkbox"/>
Winter					<input checked="" type="checkbox"/>
Spring		10/01	11/15		<input checked="" type="checkbox"/>
Summer		03/15	05/01		<input checked="" type="checkbox"/>


D10.

Does an open admission policy, if reported, apply to transfer	<input type="radio"/> Yes <input checked="" type="radio"/> No
---	---

students?


D11.

Describe additional requirements for transfer admission, if applicable:

Transfer Credit Policies**D12.** 


Report the lowest grade earned for any course that may be transferred for credit:

C

D13. 

Maximum number of credits or courses that may be transferred from a two-year institution:

unit type:

D14. 

Maximum number of credits or courses that may be transferred from a four-year institution:

unit type:

D15.

Minimum number of credits that transfers must complete at your institution to earn an associate degree:

D16.

Minimum number of credits that transfers must complete at your institution to earn a bachelor's degree:

30

D17.

Describe other transfer credit policies:

Minimum of 60 semester hours must be completed at Old Dominion University if student wishes to graduate with honors.

Common Data Set E: Academic Offerings And Policies (2002-2003)**E1.**  **Special study options:**

Identify those programs available at your institution. Refer to the glossary for definitions.

- | | |
|---|---|
| <input checked="" type="checkbox"/> Accelerated program | <input checked="" type="checkbox"/> Honors program |
| <input checked="" type="checkbox"/> Cooperative (work-study) program | <input checked="" type="checkbox"/> Independent study |
| <input checked="" type="checkbox"/> Cross-registration | <input checked="" type="checkbox"/> Internships |
| <input checked="" type="checkbox"/> Distance learning | <input checked="" type="checkbox"/> Liberal arts/career combination |
| <input checked="" type="checkbox"/> Double major | <input checked="" type="checkbox"/> Student-designed major |
| <input checked="" type="checkbox"/> Dual enrollment | <input checked="" type="checkbox"/> Study abroad |
| <input checked="" type="checkbox"/> English as a Second Language (ESL) | <input checked="" type="checkbox"/> Teacher certification program |
| <input checked="" type="checkbox"/> Exchange student program (domestic) | <input checked="" type="checkbox"/> Weekend college |
| <input type="checkbox"/> External degree program | |
| <input checked="" type="checkbox"/> Other (specify): | |

Experiential Learning; credit offered for life experience.

E2. Has been removed from the CDS.**E3.  Areas in which all or most students are required to complete some course work prior to graduation**

<input checked="" type="checkbox"/> Arts/fine arts	<input checked="" type="checkbox"/> Humanities
<input checked="" type="checkbox"/> Computer literacy	<input checked="" type="checkbox"/> Mathematics
<input checked="" type="checkbox"/> English (including composition)	<input checked="" type="checkbox"/> Philosophy
<input checked="" type="checkbox"/> Foreign languages	<input checked="" type="checkbox"/> Sciences (biological or physical)
<input checked="" type="checkbox"/> History	<input checked="" type="checkbox"/> Social science
<input checked="" type="checkbox"/> Other (describe):	
Other (describe): Oral communication and Literature	

Library collections

Report the number of holdings. Refer to IPEDS 2000 Academic Libraries Survey, Section D, "Library Collections, FY 2000," lines 26-30, column 2 for corresponding equivalents.

E4. 

Books, serial backfiles, documents, and government documents (titles) that are accessible through the library's catalog (sum of lines 27 and 29, column 2)	985,801
--	---------

E5. 

Current serial subscriptions (paper, microform): (sum of lines 30 and 31, column 2)	10,579
---	--------

E6. 

Microforms (units): (line 28, column 2)	1,752,613
---	-----------

E7. 

Audiovisual materials (units):(line 32, column 2)	40,628
---	--------

Common Data Set F: Student Life (2002-2003)**F1.  Percentage of first-times, first-year (freshman) students and all degree-seeking undergraduates enrolled in Fall 2002 who fit the following categories:**

	First-time, first-year (freshman) students	Undergraduates
Percent of students who are from out of state (exclude internat'l/nonresident aliens)	9	8
Percent of men who join fraternities	7	8
Percent of women who join sororities	9	5
Percent who live in college-owned, -operated, or -affiliated housing	52	24
Percent who live off campus or commute	48	77
Percent of students age 25 and older	1	32
Average age of full-time students	18	22
Average age of all students (full- and part-time)	18	25

F2.  Activities offered:

Identify those programs available at your institution.

- | | | |
|---|---|--|
| <input checked="" type="checkbox"/> Choral groups | <input type="checkbox"/> Marching band | <input checked="" type="checkbox"/> Student government |
| <input checked="" type="checkbox"/> Concert band | <input checked="" type="checkbox"/> Music ensembles | <input checked="" type="checkbox"/> Student newspaper |
| <input checked="" type="checkbox"/> Dance | <input checked="" type="checkbox"/> Musical theater | <input type="checkbox"/> Student-run film society |
| <input checked="" type="checkbox"/> Drama/theater | <input type="checkbox"/> Opera | <input type="checkbox"/> Symphony orchestra |
| <input checked="" type="checkbox"/> Jazz band | <input checked="" type="checkbox"/> Pep band | <input type="checkbox"/> Television station |
| <input checked="" type="checkbox"/> Literary magazine | <input checked="" type="checkbox"/> Radio station | <input checked="" type="checkbox"/> Yearbook |

F3. ROTC

(program offered in cooperation with Reserve Officer's Training Corps)

- | | | |
|--|--|--|
| Army ROTC is offered: | Navy ROTC is offered: | Air Force ROTC is offered: |
| <input checked="" type="checkbox"/> On campus | <input checked="" type="checkbox"/> On campus | <input type="checkbox"/> On campus |
| <input type="checkbox"/> At cooperating institutions (name): | <input type="checkbox"/> At cooperating institutions (name): | <input type="checkbox"/> At cooperating institutions (name): |

F4. Housing

Check all types of college-owned, -operated, or -affiliated housing available for undergraduates at your institution.

- | | |
|--|--|
| <input checked="" type="checkbox"/> Coed dorms | <input checked="" type="checkbox"/> Special housing for disabled student |
| <input checked="" type="checkbox"/> Men's dorms | <input checked="" type="checkbox"/> Special housing for international students |
| <input checked="" type="checkbox"/> Women's dorms | <input type="checkbox"/> Fraternity/sorority housing |
| <input type="checkbox"/> Apartments for married students | <input type="checkbox"/> Cooperative housing |
| <input checked="" type="checkbox"/> Apartments for single students | |
| <input type="checkbox"/> Other housing options (specify): | |

Common Data Set G: Annual Expenses (2002-2003)







Provide 2003-2004 academic year costs for the following categories that are applicable to your institution.

Check here if your institution's 2003-2004 academic year costs are not available at this time and provide an approximate date (i.e., month/day) when your institution's final 2003-2004 academic year costs will be available: **09/15**

G1. Undergraduate full-time tuition, required fees, room and board

List the typical tuition, required fees, and room and board for a full-time undergraduate student for the FULL 2003-2004 academic year. A full academic year refers to the period of time generally extending from September to June; usually equated to two semesters or trimesters, three quarters, or the period covered by a four-one-four plan. Room and board is defined as double occupancy and 19 meals per week or the maximum meal plan. Required fees include only charges that all full-time students must pay that are NOT included in tuition (e.g., registration, health, or activity fees.) Do NOT include optional fees (e.g., parking, laboratory use).

	FIRST-YEAR	UNDERGRADUATES
PUBLIC INSTITUTIONS: (in-district)	\$4,110.00	

		 \$4,110.00
In-state: (out-of-district)	\$4,110.00	 \$4,110.00
Out-of-state	\$13,140.00	 \$13,140.00
NONRESIDENT ALIENS:	\$13,140.00	\$13,140.00
REQUIRED FEES:	\$154.00	 \$154.00
ROOM AND BOARD: (on-campus)	\$5,498.00	 \$5,498.00
ROOM ONLY: (on-campus)	\$3,180.00	\$3,180.00
BOARD ONLY: (on-campus meal plan)	\$2,318.00	\$2,318.00
Comprehensive tuition/room/board fee (if your college cannot provide separate tuition/room/board/fees):		
Other:		

G2.

Number of credits per term a student can take for the stated full-time tuition			
Minimum		Maximum	


G3.

Do tuition and fees vary by year of study (e.g., sophomore, junior, senior)?	<input type="radio"/> Yes	<input checked="" type="radio"/> No
--	---------------------------	-------------------------------------

G4.

If tuition and fees vary by undergraduate instructional program, describe briefly:

G5. Provide the estimated expenses for a typical full-time undergraduate student.

	Residents	Commuters (living at home)	Commuters (not living at home)
Books and supplies:	 \$800.00		
Room only:	\$3,180.00	\$3,180.00	\$3,180.00
Board only:	\$2,318.00	\$2,318.00	\$2,318.00
Transportation:	\$1,000.00	\$1,000.00	\$1,000.00
Other expenses:	\$1,838.00	\$1,838.00	\$1,838.00


G6. Undergraduate per-credit-hour charges:

PUBLIC INSTITUTIONS: (in-district)	
In-state: (out-of-district)	\$137.00
Out-of-state:	\$438.00
NONRESIDENT ALIENS:	\$438.00



Common Data Set H: Financial Aid (2002-2003)**Aid Awarded to Enrolled Undergraduates**

H1. Enter total dollar amounts **awarded** to full-time and less than full-time degree-seeking undergraduates (**using the same cohort reported in CDS Question B1, "total degree-seeking" undergraduates**) in the following categories. (Note: If the data being

reported are final figures for the 2001-2002 academic year (see the next item below), use the 2001-2002 academic year's CDS Question B1 cohort.) Include aid awarded to international students (i.e., those not qualifying for federal aid). **Aid that is non-need-based but that was used to meet need should be reported in the need-based aid columns.** (For a suggested order of precedence in assigning categories of aid to cover need, see the entry for "non-need-based gift aid" on the last page of the definitions section.)

 Indicate academic year for which data are reported:		
<input checked="" type="radio"/> 2002-2003 estimated or	<input type="radio"/> 2001-2002 final	
	Need-based aid	Non-need-based aid
	\$	\$
Scholarships/Grants:		
Federal	\$9,289,919.00	\$0.00
State	\$6,611,905.00	\$100,482.00
Institutional (endowment, alumni, or other institutional awards) and external funds awarded by the college excluding athletic aid and tuition waivers (which are reported below)	\$624,833.00	\$3,296,746.00
Scholarships/grants from external sources (e.g., Kiwanis, National Merit) not awarded by the college	\$219,576.00	\$869,162.00
Total Scholarships/Grants	\$16,746,233.00	\$4,266,390.00
Self-Help		
Student Loans from all sources (excluding parent loans)	\$16,798,636.00	\$12,209,802.00
Federal Work Study	\$1,277,458.00	
State and other work study/employment	\$0.00	\$0.00
Total Self-Help	\$18,076,094.00	\$12,209,802.00
Parent Loans		\$2,620,318.00
Tuition Waivers		\$164,258.00
Athletic Awards		\$1,663,805.00

Number of Enrolled Students Receiving Aid

H2.   List the number of degree-seeking full-time and less-than-full-time undergraduates who applied for and received financial aid. **Aid that is non-need-based but that was used to meet need should be counted as need-based aid.** Numbers should reflect the cohort receiving the dollars reported in H1.

Note: In the chart below, students may be counted in more than one row, and full-time freshmen should also be counted as full-time undergraduates.

	First-time Full-time Freshmen	Full-time Undergrad (inc. fresh)	Less than Full-time Undergrad
a) Number of degree-seeking undergraduate students (CDS Item B1 if reporting on Fall 2002 cohort)	1,701	8,929	3,520
b) Number of students in line a who were financial aid applicants (include applicants for all types of aid)	1,440	7,316	1,606
c) Number of students in line b who were determined to have financial need	930	5,024	1,048

d) Number of students in line c who received any financial aid	900	4,865	939
e) Number of students in line d who received any need-based gift aid	739	3,687	663
f) Number of students in line d who received any need-based self-help aid	655	3,962	710
g) Number of students in line d who received any non-need-based gift aid	319	849	35
h) Number of students in line d whose need was fully met (exclude PLUS loans, unsubsidized loans and private alternative loans.)	300	1,782	232
i) On average, the percentage of need that was met of students who received any need-based aid. Exclude any resources that were awarded to replace EFC (PLUS loans, unsubsidized loans and private alternative loans)	67	71	59
j) The average financial aid package of those in line d . Exclude any resources that were awarded to replace EFC (PLUS loans, unsubsidized loans and private alternative loans.)	\$6,790.00	\$6,916.00	\$4,817.00
k) Average need-based gift award of those in line e	\$4,381.00	\$4,155.00	\$2,361.00
l) Average need-based self-help award (excluding PLUS loans, unsubsidized loans and private alternative loans) of those in line f	\$2,884.00	\$3,933.00	\$4,004.00
m) Average need-based loan (excluding PLUS loans, unsubsidized loans and private alternative loans) of those in line f who received a need-based loan	\$2,425.00	\$3,686.00	\$3,956.00

H2A. Number of Enrolled Students Receiving Non-need-based Grants and Scholarships:

List the number of degree-seeking full-time and less-than-full-time undergraduates who had no financial need and who received non-need-based gift aid. Numbers should reflect the cohort receiving the dollars reported in H1. Note: In the chart below, students may be counted in more than one row, and full-time freshmen should also be counted as full-time undergraduates.

	First-time Full-time Freshmen	Full-time Undergrad (inc. fresh)	Less than Full-time Undergrad
n) Number of students in line a who had no financial need and who received non-need-based gift aid (exclude those receiving athletic awards and tuition benefits)	197	719	38
o) Average dollar amount of non-need-based gift aid awarded to students in line n	\$3,191.00	\$3,037.00	\$1,041.00
p) Number of students in line a who received a non-need-based athletic grant or scholarship	57	187	5
q) Average <u>dollar amount</u> of non-need-based <u>athletic grants and scholarships awarded</u> to students in line p	\$8,449.00	\$8,769.00	\$4,802.00

H3. Which needs-analysis methodology does your institution use in awarding institutional aid?

<input checked="" type="radio"/>	Federal methodology (FM)
<input type="radio"/>	Institutional methodology (IM)

<input type="radio"/>	Both FM and IM
-----------------------	----------------

H4.

Percent of the 2002 undergraduate class who graduated between July 1, 2001 and June 30, 2002 and borrowed through any loan programs (federal, state, subsidized, unsubsidized, private, etc.; exclude parent loans). Include only students who borrowed while enrolled at your institution. _____%	80
--	----

H5.

Average per-borrower cumulative undergraduate indebtedness of those in line H4. Do not include money borrowed at other institutions:	\$16,500.00
--	-------------

Aid to Undergraduate Degree-seeking Nonresident Aliens

(Note: Report numbers and dollar amounts for the same academic year checked in item H1.)

H6. Indicate your institution's policy regarding financial aid for undergraduate degree-seeking nonresident aliens:

<input checked="" type="checkbox"/>	College-administered need-based financial aid is available
<input checked="" type="checkbox"/>	College-administered non-need-based financial aid is available
<input type="checkbox"/>	College-administered financial aid is not available

If college-administered financial aid is available for undergraduate degree-seeking nonresident aliens, provide the number of undergraduate degree-seeking nonresident aliens who received need-based or non-need-based aid: _____	50
Average dollar amount awarded to undergraduate degree-seeking nonresident aliens:	\$7,176.00
Total dollar amount of financial aid from all sources awarded to all undergraduate degree-seeking nonresident aliens: \$	\$358,796.00

Process for First-Year/Freshman Students**H7. Check off all financial aid forms domestic.**

<input checked="" type="checkbox"/> FAFSA	<input type="checkbox"/> State aid form
<input type="checkbox"/> Institution's own financial aid form	<input type="checkbox"/> Noncustodial (Divorced/Separated) Parent's Statement
<input type="checkbox"/> CSS/Financial Aid PROFILE	<input type="checkbox"/> Other:
<input type="checkbox"/> Business/Farm Supplement	

H8. Check off all financial aid forms nonresident alien first-year financial aid applicants must submit:

<input type="checkbox"/> Institution's own financial aid form
<input type="checkbox"/> CSS/Financial Aid PROFILE
<input type="checkbox"/> Foreign Student's Financial Aid Application
<input type="checkbox"/> Foreign Student's Certification of Finances
<input type="checkbox"/> Other:

H9. Indicate filing dates for first-year (freshman) students:

Priority date for filing required financial aid forms:	02/15
Deadline for filing required financial aid forms:	03/15
No deadline for filing required forms (applications processed on a rolling basis):	<input type="checkbox"/>

H10. Indicate notification dates for first-year (freshman) students:

http://admin.review.com/surveys/undergrad/forms/print_all.cfm

(answer a or b)

a) Students notified on or about (date):	
b) Students notified on a rolling basis:	<input checked="" type="radio"/> Yes <input type="radio"/> No If yes, starting date: 03/15

H11. Indicate reply dates:

Students must reply by (date):		or within	2	weeks of notification.
--------------------------------	--	-----------	---	------------------------

Types of Aid Available

Please check off all types of aid available to undergraduates at your institution:

H12.  Loans

FEDERAL DIRECT STUDENT LOAN PROGRAM (DIRECT LOAN)	
<input checked="" type="checkbox"/>	Direct Subsidized Stafford Loans
<input checked="" type="checkbox"/>	Direct Unsubsidized Stafford Loans
<input checked="" type="checkbox"/>	Direct PLUS loans
FEDERAL FAMILY EDUCATION LOAN PROGRAM (FFEL)	
<input type="checkbox"/>	FFEL Subsidized Stafford Loans
<input type="checkbox"/>	FFEL Unsubsidized Stafford Loans
<input type="checkbox"/>	FFEL PLUS loans, unsubsidized loans
<input checked="" type="checkbox"/>	Federal Perkins Loans
<input type="checkbox"/>	Federal Nursing Loans
<input type="checkbox"/>	State Loans
<input type="checkbox"/>	College/university loans from institutional funds
<input type="checkbox"/>	Other (Specify):

H13.  Scholarships and Grants

Need-based:	
<input checked="" type="checkbox"/>	Federal Pell
<input checked="" type="checkbox"/>	SEOG
<input checked="" type="checkbox"/>	State scholarships/grants
<input checked="" type="checkbox"/>	Private scholarships
<input checked="" type="checkbox"/>	College/university gift aid from institutional funds
<input type="checkbox"/>	United Negro College Fund
<input type="checkbox"/>	Federal Nursing Scholarships
<input type="checkbox"/>	Other (Specify):

H14.  Check off criteria used in awarding institutional aid. Check all that apply.

	Non-need	Need-based
Academic	<input checked="" type="checkbox"/>	<input type="checkbox"/>
Alumni affiliation	<input checked="" type="checkbox"/>	<input type="checkbox"/>
Art	<input checked="" type="checkbox"/>	<input type="checkbox"/>
Athletics	<input checked="" type="checkbox"/>	<input type="checkbox"/>

Job skills	<input type="checkbox"/>	<input type="checkbox"/>
ROTC	<input checked="" type="checkbox"/>	
Leadership	<input checked="" type="checkbox"/>	<input type="checkbox"/>
Minority status	<input checked="" type="checkbox"/>	<input type="checkbox"/>
Music/drama	<input checked="" type="checkbox"/>	<input type="checkbox"/>
Religious affiliation	<input type="checkbox"/>	<input type="checkbox"/>
State/district residency	<input checked="" type="checkbox"/>	<input checked="" type="checkbox"/>

Common Data Set I: Instructional Faculty And Class Size (2002-2003)

I-1. Please report number of instructional faculty members in each category for Fall 2002.

The following definition of instructional faculty is used by the American Association of University Professors (AAUP) in its annual Faculty Compensation Survey. Instructional Faculty is defined as those members of the instructional-research staff whose major regular assignment is instruction, including those with released time for research. Institutions are asked to EXCLUDE:

- (a) instructional faculty in preclinical and clinical medicine
- (b) administrative officers with titles such as dean of students, librarian, registrar, coach, and the like, even though they may devote part of their time to classroom instruction and may have faculty status,
- (c) undergraduate or graduate students who assist in the instruction of courses, but have titles such as teaching assistant, teaching fellow, and the like
- (d) faculty on leave without pay, and
- (e) replacement faculty for faculty on sabbatical leave.

Full-time: faculty employed on a full-time basis



Part-time: faculty teaching less than two semesters, three quarters, two trimesters, or two four-month sessions. Also includes adjuncts and part-time instructors.

Minority faculty: includes faculty who designate themselves as black, non-Hispanic; American Indian or Alaskan native; Asian or Pacific Islander; or Hispanic.

Doctorate: includes such degrees as Doctor of Education, Doctor of Juridical Science, Doctor of Public Health, and Doctor of Philosophy degree in any field such as agronomy, food technology, education, engineering, public administration, ophthalmology, or radiology.

First-professional: includes the fields of dentistry (DDS or DMD), medicine (MD), optometry (OD), osteopathic medicine (DO), pharmacy (DPharm or BPharm), podiatric medicine (DPM), veterinary medicine (DVM), chiropractic (DC or DCM), law (JD) and theological professions (MDiv, MHL).

Terminal degree: the highest degree in a field: example, M. Arch (architecture) and MFA (master of fine arts).

	Full time	Part time	Total
a.)  Total number of instructional faculty	592	287	879
b.) Total number who are members of minority groups	130	52	182
c.) Total number who are women	202	146	348
d.) Total number who are men	390	141	531
e.) Total number who are non-resident aliens (international)	35	5	40
f.)  Total number with doctorate, first professional, or other terminal degree	497		497
g.) Total number whose highest degree is a master's but not a	92		92

terminal master's			
h.) Total number whose highest degree is a bachelor's	3		3
i.) Total number whose highest degree is unknown or other (Note: Items f, g, h, and i must sum up to item a.)			0

I-2. Student to Faculty Ratio

Report the Fall 2002 ratio of full-time equivalent students (full-time plus 1/3 part time) to full-time equivalent instructional faculty (full time plus 1/3 part time). In the ratio calculations, exclude both faculty and students in stand-alone graduate or professional programs such as medicine, law, veterinary, dentistry, social work, business, or public health in which faculty teach virtually only graduate level students. Do not count undergraduate or graduate student teaching assistants as faculty.

 Fall 2002 Student to Faculty ratio:	16 to 1.
---	----------

I-3. Undergraduate Class Size


In the table below, please use the following definitions to report information about the size of classes and class sections offered in the Fall 2002 term.

Class Sections: A class section is an organized course offered for credit, identified by discipline and number, meeting at a stated time or times in a classroom or similar setting, and not a subsection such as a laboratory or discussion session. Undergraduate class sections are defined as any sections in which at least one degree-seeking undergraduate student is enrolled for credit. Exclude distance learning classes and noncredit classes and individual instruction such as dissertation or thesis research, music instruction, or one-to-one readings. Exclude students in independent study, co-operative programs, internships, foreign language taped tutor sessions, practicums, and all students in one-on-one classes. Each class section should be counted only once and should not be duplicated because of course catalog cross-listings.

Class Subsections: A class subsection includes any subsection of a course, such as laboratory, recitation, and discussion subsections that are supplementary in nature and are scheduled to meet separately from the lecture portion of the course. Undergraduate subsections are defined as any subsections of courses in which degree-seeking undergraduate students enrolled for credit. As above, exclude noncredit classes and individual instruction such as dissertation or thesis research, music instruction, or one-to-one readings. Each class subsection should be counted only once and should not be duplicated because of cross-listings.

Using the above definitions, please report for each of the following class-size intervals the number of class sections and class subsections offered in Fall 2002. For example, a lecture class with 800 students who met at another time in 40 separate labs with 20 students should be counted once in the "100+" column in the class section column and 40 times under the "20-29" column of the class subsections table.

Number of Class Sections with Undergraduates Enrolled.

 Undergraduate Class Size (provide numbers)

	2-9	10-19	20-29	30-39	40-49	50-99	100+	Total
CLASS SECTIONS	511	329	391	315	161	99	59	1865
	2-9	10-19	20-29	30-39	40-49	50-99	100+	Total
CLASS SUB-SECTIONS	16	57	160	22	7	2	1	265

Common Data Set J: Degrees Conferred (2002-2003)

Degrees conferred between July 1, 2001 and June 30, 2002


Reference: IPEDS Completions, Part A

For each of the following discipline areas, provide the percentage of diplomas/certificates, associate, and bachelor's degrees awarded.


				CIP categories
--	--	--	--	----------------

Category	Diploma/ Certificates	Associate	Bachelor's	to include here
Agriculture				1 and 2
Architecture				4
Area and ethnic studies				5
Biological/life sciences			5	26
Business/marketing			20	8 and 52
Communications/communication technologies				9 and 10
Computer and information sciences			2	11
Education			7	13
Engineering/engineering technologies			10	14 and 15
English			8	23
Foreign languages and literature				16
Health professions and related sciences			22	51
Home economics and vocational home economics				19 and 20
Interdisciplinary studies			6	30
Law/legal studies				22
Liberal arts/general studies				24
Library science				25
Mathematics				27
Military science and technologies				28 and 29
Natural resources/environmental science				3
Parks and recreation			1	31
Personal and miscellaneous services				12
Philosophy, religion, theology				38 and 39
Physical sciences			1	40 and 41
Protective services/public administration				43 and 44
Psychology			5	42
Social sciences and history			10	45
Trade and industry				46, 47, 48, and 49
Visual and performing arts			3	50
Other				
TOTAL	100%	100%	100%	

Review Data Set: Additional Information (2002-2003)

Year school was founded:	1930
 Environment:	<input type="radio"/> Suburban <input type="radio"/> Rural <input checked="" type="radio"/> Urban
Campus size: (number of acres)	170

ACT code:	
CEEB code:	5126

 Religious Affiliation:	No Affiliation
Other religious specification:	

Number of foreign countries represented by your student population:	
---	--

FRESHMAN ADMISSIONS

Name of the Dean of Admissions:	Alice McAdory
---------------------------------	---------------

List special programs or policies for applicants who are not normally admissible due to academic deficiencies and/or economic disadvantages:

<input type="checkbox"/> HEOP	<input type="checkbox"/> EOP	<input checked="" type="checkbox"/> Conditional admission
Other: (specify)		

 Percent of freshmen that came from public schools:	90
--	----




Choose option offered for CEEB Advanced Placement tests:

<input type="radio"/> Credit only	<input type="radio"/> Placement only	<input checked="" type="radio"/> Credit and / or placement	<input type="radio"/> Neither
-----------------------------------	--------------------------------------	--	-------------------------------

Do you require the TOEFL of undergraduate international applicants whose native language is not English?	<input checked="" type="radio"/> Yes <input type="radio"/> No
--	--

If yes, what is the minimum TOEFL score required?	550
---	-----

Average scores of enrolled Fall 2002 freshmen who took standardized tests:

 SAT I Verbal:	525
 SAT I Math:	526
 ACT Composite:	19.0

With which schools do you have the greatest overlap in your applicant pool?

1)	
2)	
3)	
4)	
5)	
6)	
7)	
8)	
9)	
10)	

Of the schools where your applicants also apply, please separate them into the following categories.

Applicants Often Prefer
No Schools Selected

Applicants Sometimes Prefer
No Schools Selected

Applicants Rarely Prefer
No Schools Selected

SCHOOL SPIRIT

Preferred School Nickname (Shortened version of your school's name we will use to refer to you throughout Review.com):	Old Dominion
Preferred School Abbreviation: (e.g., Pennsylvania State University is PSU):	ODU
Additional Popular Nicknames: (when students do a name search for your school, these nicknames will work as well as the two above):	

Prominent Alumni:	
Name	Identification
1) Mills Godwin	former governor of Virginia
2) William E. Lobeck	CEO, National Car Rental System
3) Kenny Gattison	Coach, New Jersey Nets Basketball Team
4) Nancy Lieberman-Cline	Basketball Coach and Commentator
5) Michael J. Bloomfield	Astronaut
6)	
7)	

Intercollegiate Sports Team Name:	Men's:	Monarchs
	Women's:	Monarchs
Team Mascot:		

ELECTRONIC APPLICATION

Do you accept applications prepared using software from third-party vendors?	<input checked="" type="radio"/> Yes <input type="radio"/> No
If yes, from whom?	
Common Application	
Total applications received from third party vendors last year:	
Do you have your application available on your web site?	<input checked="" type="radio"/> Yes <input type="radio"/> No
If yes, number of students who used the application on your web site:	
If yes, is it a web form or is it downloadable?	<input type="radio"/> Web Form <input type="radio"/> Downloadable <input type="radio"/> Both Web Form & Downloadable

ACADEMIC OFFERINGS AND POLICIES

Do you have a concurrent enrollment program for qualified high school students?	<input checked="" type="radio"/> Yes <input type="radio"/> No
Percent of faculty teaching undergraduates:	72
Percent of classes taught by graduate students:	6

Indicate combined-degree programs offered:

<input checked="" type="checkbox"/> BA/MD	<input type="checkbox"/> BA/JD	<input checked="" type="checkbox"/> BA/MA	<input type="checkbox"/> BA/DDS	<input checked="" type="checkbox"/> BA/MEng
Specify Engineering Program:	Combinations of all existing bachelor's & master's			

Other combined - degree programs:	5-year Master's degree program in education.
-----------------------------------	--

Percent of graduates who pursue further study within one year:	
Percent of graduates who pursue graduate study in arts and sciences programs:	
Percent of graduates who pursue graduate study in business programs:	
Percent of graduates who pursue graduate study in law school:	
Percent of graduates who pursue graduate study in medical school:	

Check remedial services offered:

<input type="checkbox"/> Math <input type="checkbox"/> Reading <input type="checkbox"/> Study skills <input type="checkbox"/> Writing	
Do you offer non-remedial tutoring services?	<input checked="" type="radio"/> Yes <input type="radio"/> No
Do you offer academic counseling services?	<input checked="" type="radio"/> Yes <input type="radio"/> No

Check special programs offered for physically disabled students:

<input checked="" type="checkbox"/> Note-taking services <input checked="" type="checkbox"/> Reader services <input checked="" type="checkbox"/> Tape recorders <input type="checkbox"/> Tutors	
Percent of campus that is accessible to physically disabled students:	90

STUDENT LIFE

Number of registered organizations:	170
Number of honor societies:	19
List museums and other special academic buildings/equipment on campus:	Centers for urban research/service, economic education, and child study, planetarium, marine science research vessel, random wave pool.
Number of social sororities on campus:	9
Number of social fraternities on campus:	19
Number of campus-based religious organizations:	17
Does your school have support groups or related services for gay, lesbian and transgendered undergraduates?	<input checked="" type="radio"/> Yes <input type="radio"/> No
If yes, please describe?	<input type="text" value="ODU Out student organization"/>
Does your school have support groups or related services for minority undergraduates?	<input checked="" type="radio"/> Yes <input type="radio"/> No
If yes, please describe?	<input type="text" value="Full listing available via ODU catalog."/>
Do you provide assistance in the location of off-campus housing?	<input checked="" type="radio"/> Yes <input type="radio"/> No
If you require students to live in	

dorms, for how many years must student reside?

Check services in career placement center:

- Alumni network
 Alumni services
 Career/job search classes
 Career assessment
 Internships
 Regional alumni

Are on-campus job interviews available in the career placement center?

Yes No

Check additional services offered:

- Daycare
 Health service
 Sex awareness service
 Women's Center

Check counseling services offered:

- Birth Control Military Non-traditional student
 Veterans Career Minority student
 Religious Psychological Personal

FINANCIAL AID

Financial aid office phone:	757-683-3683
Average amount of each freshman scholarship/grant package:	\$4,381.00
Average amount of each freshman loan package:	\$2,425.00
Average amount undergraduates earned per year from part-time on-campus work (2001-2002) (not including College Work-Study Program):	\$2,884.00
Do you participate in the Federal Work-Study Program (CWSP)?:	<input checked="" type="radio"/> Yes <input type="radio"/> No
Is institutional employment, other than CWSP, available?	<input checked="" type="radio"/> Yes <input type="radio"/> No
Is your institution a direct lender?:	<input checked="" type="radio"/> Yes <input type="radio"/> No

Part-time off-campus employment opportunities for undergraduates are:

Excellent Good Fair Poor

Review Data Set: Sports (2002-2003)

SPORTS

What is your institution's most predominant intercollegiate athletic association?

Division I

Please check all intercollegiate sports offered at your institution.

Sport Name	Varsity				Club			
	<input type="checkbox"/>	Men	<input type="checkbox"/>	Women	<input type="checkbox"/>	Men	<input type="checkbox"/>	Women
Baseball	<input checked="" type="checkbox"/>	Men	<input type="checkbox"/>	Women	<input type="checkbox"/>	Men	<input type="checkbox"/>	Women
Basketball	<input checked="" type="checkbox"/>	Men	<input checked="" type="checkbox"/>	Women	<input type="checkbox"/>	Men	<input checked="" type="checkbox"/>	Women
Cheerleading	<input checked="" type="checkbox"/>	Men	<input checked="" type="checkbox"/>	Women	<input type="checkbox"/>	Men	<input type="checkbox"/>	Women
Crew	<input type="checkbox"/>	Men	<input type="checkbox"/>	Women	<input checked="" type="checkbox"/>	Men	<input checked="" type="checkbox"/>	Women
Cross-Country Skiing	<input type="checkbox"/>	Men	<input type="checkbox"/>	Women	<input type="checkbox"/>	Men	<input type="checkbox"/>	Women
Cross-Country Track	<input checked="" type="checkbox"/>	Men	<input checked="" type="checkbox"/>	Women	<input type="checkbox"/>	Men	<input type="checkbox"/>	Women
Diving	<input checked="" type="checkbox"/>	Men	<input checked="" type="checkbox"/>	Women	<input type="checkbox"/>	Men	<input type="checkbox"/>	Women
Equestrian	<input type="checkbox"/>	Men	<input type="checkbox"/>	Women	<input type="checkbox"/>	Men	<input type="checkbox"/>	Women
Fencing	<input type="checkbox"/>	Men	<input type="checkbox"/>	Women	<input checked="" type="checkbox"/>	Men	<input checked="" type="checkbox"/>	Women
Field Hockey	<input type="checkbox"/>	Men	<input type="checkbox"/>	Women	<input checked="" type="checkbox"/>	Men	<input checked="" type="checkbox"/>	Women
Football	<input type="checkbox"/>	Men	<input type="checkbox"/>	Women	<input type="checkbox"/>	Men	<input type="checkbox"/>	Women
Golf	<input checked="" type="checkbox"/>	Men	<input checked="" type="checkbox"/>	Women	<input type="checkbox"/>	Men	<input type="checkbox"/>	Women
Gymnastics	<input type="checkbox"/>	Men	<input type="checkbox"/>	Women	<input type="checkbox"/>	Men	<input type="checkbox"/>	Women
Ice Hockey	<input type="checkbox"/>	Men	<input type="checkbox"/>	Women	<input type="checkbox"/>	Men	<input type="checkbox"/>	Women
Indoor Track	<input type="checkbox"/>	Men	<input type="checkbox"/>	Women	<input type="checkbox"/>	Men	<input type="checkbox"/>	Women
Lacrosse	<input type="checkbox"/>	Men	<input checked="" type="checkbox"/>	Women	<input checked="" type="checkbox"/>	Men	<input type="checkbox"/>	Women
Rifle	<input type="checkbox"/>	Men	<input type="checkbox"/>	Women	<input type="checkbox"/>	Men	<input type="checkbox"/>	Women
Rodeo	<input type="checkbox"/>	Men	<input type="checkbox"/>	Women	<input type="checkbox"/>	Men	<input type="checkbox"/>	Women
Rugby	<input type="checkbox"/>	Men	<input type="checkbox"/>	Women	<input checked="" type="checkbox"/>	Men	<input checked="" type="checkbox"/>	Women
Sailing	<input checked="" type="checkbox"/>	Men	<input checked="" type="checkbox"/>	Women	<input type="checkbox"/>	Men	<input type="checkbox"/>	Women
Skiing (Alpine)	<input type="checkbox"/>	Men	<input type="checkbox"/>	Women	<input type="checkbox"/>	Men	<input type="checkbox"/>	Women
Skiing (Nordic)	<input type="checkbox"/>	Men	<input type="checkbox"/>	Women	<input type="checkbox"/>	Men	<input type="checkbox"/>	Women
Soccer	<input checked="" type="checkbox"/>	Men	<input checked="" type="checkbox"/>	Women	<input checked="" type="checkbox"/>	Men	<input type="checkbox"/>	Women
Softball	<input type="checkbox"/>	Men	<input type="checkbox"/>	Women	<input type="checkbox"/>	Men	<input checked="" type="checkbox"/>	Women
Squash	<input type="checkbox"/>	Men	<input type="checkbox"/>	Women	<input type="checkbox"/>	Men	<input type="checkbox"/>	Women
Swimming	<input checked="" type="checkbox"/>	Men	<input checked="" type="checkbox"/>	Women	<input type="checkbox"/>	Men	<input type="checkbox"/>	Women
Tennis	<input checked="" type="checkbox"/>	Men	<input checked="" type="checkbox"/>	Women	<input type="checkbox"/>	Men	<input type="checkbox"/>	Women
Track & Field	<input type="checkbox"/>	Men	<input type="checkbox"/>	Women	<input type="checkbox"/>	Men	<input type="checkbox"/>	Women
Volleyball	<input checked="" type="checkbox"/>	Men	<input type="checkbox"/>	Women	<input type="checkbox"/>	Men	<input type="checkbox"/>	Women
Water Polo	<input type="checkbox"/>	Men	<input type="checkbox"/>	Women	<input type="checkbox"/>	Men	<input type="checkbox"/>	Women
Wrestling	<input checked="" type="checkbox"/>	Men	<input type="checkbox"/>	Women	<input type="checkbox"/>	Men	<input type="checkbox"/>	Women

 **Review Data Set: Majors (2002-2003)**

Majors offered at your institution:

Area, Ethnic, Cultural and Gender Studies
 Ethnic, Cultural Minority, and Gender Studies

050207 - Women's Studies

Computer and Information Sciences and Support Services

Computer Science

110101 - Computer Science

Education

Educational Administration and Supervision

130401 - Education Leadership and Administration, General

Special Education and Teaching

131001 - Special Education, General

Student Counseling and Personnel Services

131101 - Counselor Education/School Counseling and Guidance Services

Teacher Education and Professional Development, Specific Levels and Methods

131202 - Elementary Education and Teaching

131204 - Early Childhood Education and Teaching

131205 - Secondary Education and Teaching

Teacher Education and Professional Development, Specific Subject Areas

131309 - Technology Teacher Education/Industrial Arts Teacher Education

131314 - Physical Education Teaching and Coaching

131315 - Reading Teacher Education

131318 - Social Studies Teacher Education

Engineering

Engineering, General

140101 - Engineering, General

Civil Engineering

140801 - Civil Engineering, General

Computer Engineering, General

140901 - Computer Engineering, General

Electrical, Electronics and Communications Engineering

141001 - Electrical, Electronics and Communications Engineering

Environmental/Environmental Health Engineering

141401 - Environmental/Environmental Health Engineering

Mechanical Engineering

141901 - Mechanical Engineering

Engineering, Other

149999 - Engineering, Other

Engineering Technology

Engineering-Related Technologies/Technicians, Other

159999 - Engineering-Related Technologies/Technicians, Other

Foreign Languages, Literatures, and Linguistics

Foreign Languages/Modern Languages, General

160000 - Foreign Languages/Modern Languages, General

English Language and Literature/Letters

English Language and Literature, General

230101 - English Language and Literature, General

Creative Writing

230501 - Creative Writing

Speech and Rhetorical Studies

231001 - Speech and Rhetorical Studies

English Language and Literature/Letters, Other

239999 - English Language and Literature/Letters, Other

Liberal Arts and Sciences, General Studies and Humanities

Liberal Arts and Sciences, General Studies and Humanities

240103 - Humanities/Humanistic Studies

Biological and Biomedical Sciences

Biology/Biological Sciences

260001 - Biology/Biological Sciences, General

Biochemistry, Biophysics and Molecular Biology

260202 - Biochemistry

Ecology, Evolution, Systematics, and Population Biology

260603 - Ecology

260699 - Ecology, Evolution, and Systematics, Other

Mathematics and Statistics

Mathematics

270101 - Mathematics, General

Applied Mathematics

270301 - Applied Mathematics

Multi/Interdisciplinary Studies

Multi/Interdisciplinary Studies, Other

309999 - Multi/Interdisciplinary Studies, Other

Parks, Recreation, Leisure and Fitness Studies

Parks, Recreation and Leisure Facilities Management

310301 - Parks, Recreation and Leisure Facilities Management

Philosophy and Religion

Philosophy

380101 - Philosophy

Physical Sciences

Chemistry

400501 - Chemistry, General

Geological and Earth Sciences/Geosciences

400601 - Geology/Earth Science, General

400607 - Oceanography, Chemical and Physical

Physics

400801 - Physics, General

Psychology

Psychology, General

420101 - Psychology, General

Clinical Psychology

420201 - Clinical Psychology

Industrial and Organizational Psychology

420901 - Industrial and Organizational Psychology

Public Administration and Services

Public Administration

440401 - Public Administration

Social Sciences

Criminology

450401 - Criminology

Economics

450601 - Economics, General

Geography and Cartography

450701 - Geography

International Relations and Affairs

450901 - International Relations and Affairs

Political Science and Government

451001 - Political Science and Government, General

Sociology

451101 - Sociology

Urban Studies/Affairs

451201 - Urban Studies/Affairs

Social Sciences, Other

459999 - Social Sciences, Other

Visual and Performing Arts

General Art and Music Studies

500101 - Art/Art Studies, General

Dramatic/Theater Arts and Stagecraft

500501 - Drama and Dramatics/Theatre Arts, General

500503 - Acting

Fine and Studio Art

500702 - Fine/Studio Arts, General

500703 - Art History, Criticism and Conservation

Music

500903 - Music Performance, General

Health Professions and Related Clinical Sciences

Communication Disorders Sciences and Services

510204 - Audiology/Audiologist and Speech-Language
Pathology/Pathologist

Dental Support Services and Allied Professions

510602 - Dental Hygiene/Hygienist

Allied Health Diagnostic, Intervention, and Treatment Professions

510905 - Nuclear Medical Technology/Technologist

Clinical/Medical Laboratory Science and Allied Professions511005 - Clinical Laboratory Science/Medical
Technology/Technologist**Mental and Social Health Services and Allied Professions**

511504 - Community Health Services/Liaison/Counseling

Nursing

511601 - Nursing - Registered Nurse Training (RN, ASN, BSN, MSN)

Public Health

512201 - Public Health, General (MPH, DPH)

512202 - Environmental Health

512208 - Community Health and Preventive Medicine

Rehabilitation and Therapeutic Professions

512308 - Physical Therapy/Therapist

Business, Management, Marketing and Related Support Services**Business Administration/Management**

520101 - Business Administration/Management

Accounting and Related Services

520301 - Accounting

Business/Managerial Economics

520601 - Business/Managerial Economics

Finance and Financial Management Services

520801 - Finance, General

Management Information Systems and Services

521201 - Management Information Systems, General

Marketing

521401 - Marketing/Marketing Management, General

Most popular majors offered at your institution:

511504 - Community Health Services/Liaison/Counseling
 511601 - Nursing - Registered Nurse Training (RN, ASN, BSN, MSN)
 309999 - Multi/Interdisciplinary Studies, Other

Review Data Set: Computer Information (2002-2003)

Do you have a campus-wide network in place?	<input checked="" type="radio"/> Yes <input type="radio"/> No
If not, do you have plans to construct one?	<input type="radio"/> Yes <input type="radio"/> No
Number of computer labs, classrooms, etc. that were on campus as of May 2002?	200
Number of institutionally owned computers and workstations as of May, 2002 that were accessible by students?	800
Is network access available in dorm rooms?	<input checked="" type="radio"/> Yes <input type="radio"/> No
Is network access available in dorm lounges?	<input checked="" type="radio"/> Yes <input type="radio"/> No
Is there a wireless campus WAN?	<input checked="" type="radio"/> Yes <input type="radio"/> No
Can students call up to get their e-mail and use the web through your college's connection?	<input checked="" type="radio"/> Yes <input type="radio"/> No
Is there a fee for network usage?	<input type="radio"/> Yes <input checked="" type="radio"/> No
If so, what is it?	
Do you permit student web pages?	<input type="radio"/> Yes <input checked="" type="radio"/> No
Do you provide student web pages?	<input type="radio"/> Yes <input checked="" type="radio"/> No
Are there rules or guidelines regarding student web pages?	<input type="radio"/> Yes <input checked="" type="radio"/> No
If so, please describe	
Is there a formal policy on e-mail?	<input checked="" type="radio"/> Yes <input type="radio"/> No
What is the email domain for undergraduate students at your school? (I.e. @college.edu) (please enter one email domain per line in the text box to the right)	domain = @odu.edu
If so, please describe	In support of the university's mission of teaching, research, and other educational pursuits, Computer Services provides computing, networking, and information resources to the university community of students, faculty, and staff.
Are there hate speech and/or acceptable use rules on e-mail/USENET?	<input checked="" type="radio"/> Yes <input type="radio"/> No
If so, please describe	See above.
Is USENET feed offered?	<input type="radio"/> Yes <input checked="" type="radio"/> No
If so, is it offered fully or partially?	<input type="radio"/> Full <input type="radio"/> Partial
Do you have any alliances or partnerships with technology companies?	<input checked="" type="radio"/> Yes <input type="radio"/> No
If so, please describe	Numerous, through the University's Monarch Technology Store
Do you offer undergraduate online degree	

programs?	<input type="radio"/> Yes <input checked="" type="radio"/> No
If so, please describe	
Do you offer online courses?	<input checked="" type="radio"/> Yes <input type="radio"/> No
If so, please describe Teletechnet	
Can students register for classes online?	<input checked="" type="radio"/> Yes <input type="radio"/> No
Can any administrative functions (besides course registration) be performed online?	<input checked="" type="radio"/> Yes <input type="radio"/> No
If so, please describe Review of schedule, transcripts, accounts and personal data.	
Percent of publicly accessible (i.e. in common area, such as computer labs, libraries, etc.) are PCs:	94
Percent of publicly accessible (i.e. in common area, such as computer labs, libraries, etc.) are Macs:	5
Percent of publicly accessible (i.e. in common area, such as computer labs, libraries, etc.) are UNIX:	1
Do you have a guideline promoting and/or requiring computers/computing resources for undergraduates?	<input checked="" type="radio"/> Yes <input type="radio"/> No
Do you require computer instruction or proficiency for undergraduates?	<input checked="" type="radio"/> Yes <input type="radio"/> No
Do you recommend an operating system to the exclusion of others?	<input checked="" type="radio"/> Yes <input type="radio"/> No
If yes, please specify	
<input type="radio"/> Macintosh <input type="radio"/> UNIX <input type="radio"/> Windows 3.x <input type="radio"/> Windows 95 <input type="radio"/> Other: <input type="radio"/> None	

Which of the following Operating Systems do you support?

<input checked="" type="checkbox"/> Macintosh <input checked="" type="checkbox"/> UNIX <input type="checkbox"/> Windows 3.x <input type="checkbox"/> Windows 95 <input type="checkbox"/> Other:	
Do you require that undergraduates own computers?	<input type="radio"/> Yes <input checked="" type="radio"/> No
If so, do you recommend laptops or desktop machines?	<input type="radio"/> Laptop <input type="radio"/> Desktop
Percent of undergraduates that own computers?	
Do you have a special pricing, discount, or resale agreement with hardware vendors?	<input checked="" type="radio"/> Yes <input type="radio"/> No
If so, please list them.	Through University Monarch Technology Store
Do you have a usage or lab fee for computer usage on campus for undergraduates?	<input type="radio"/> Yes <input checked="" type="radio"/> No